

alber

Simply mobile.

Powered by

Li-Ion

battery technology

**HIGHLY DURABLE
EXCELLENT RANGE
LIGHTWEIGHT DESIGN**

e-motion[®]

Power assist for wheelchairs



Power at your hands.



Easier to push.

► e-motion combines active mobility with therapeutic value. Thanks to e-motion, even wheelchair users who aren't particularly strong are able to get around on their own.

They can keep themselves active and mobile, while still training their vital functions. The strain on the muscles and joints is reduced. Very little effort is required to get yourself around and to extend your radius of mobility. e-motion genuinely boosts wheelchair users' independence.

An excellent choice.

► Thanks to its state-of-the-art drive concept, with efficient electric motors and long-lasting lithium-ion batteries, the e-motion M15 has already won the "Focus Green 2008" award, an international design prize sponsored by the south-western German federal state of Baden-Württemberg as well as best innovation award at the REHACARE Düsseldorf, the most important Trade Fair for rehabilitation-technics in the world.





A manual wheelchair with extra thrust.

► Thanks to the gearless drive system, you get wherever you want to go discretely and very quietly. The electric motors built into the wheel hubs of e-motion provide effective thrust assistance for the user. Every push applied to the push rim is picked up by e-motion's intelligent sensor system and translated into the perfect level of power assistance – a kind of power steering for wheelchair users. This extra power enables users to also travel longer distances and go up ramps or hills on their own. And e-motion also helps when going downhill: the power assistance system boosts the brake pulse, allowing users to take downward gradients safely and totally at ease.

State-of-the-art battery technology.

► A world first from Alber – the lithium-ion batteries built into the wheels, which offer a great improvement over other types of battery with respect to range and durability. Maintenance free and no memory effect – enjoy and make the most of the best battery power available!



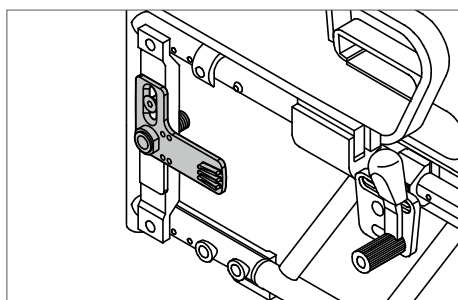


If you have any questions or would like a free, no obligation demonstration, call us on **(888) 426-8581**

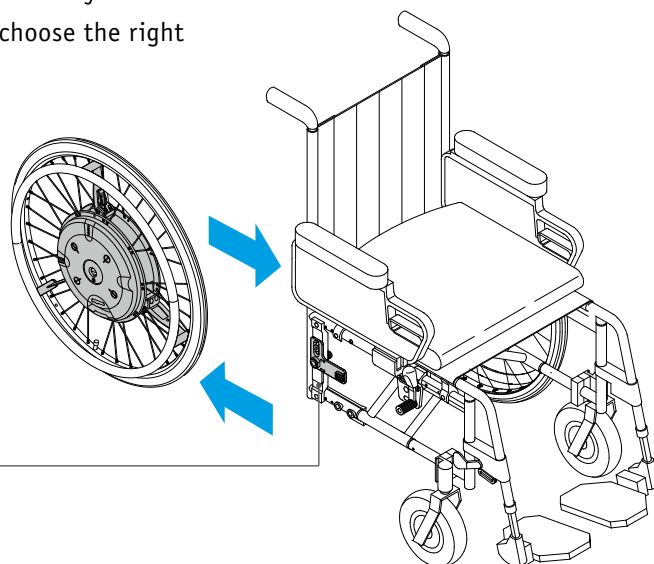
Fits to your needs.

► e-motion fits most of the wheelchairs currently available on the market. Almost all manual wheelchairs can be retrofitted with the e-motion by installing a simple mounting bracket. The standard wheels are simply replaced with the e-motion drive wheels, enabling the existing wheelchair – which has been set up and adjusted to meet the needs of the individual user – to continue to be used.

Small brackets are used to attach the drive wheels to the frame of the chair, and the original manually operated wheels can usually still be refitted should you ever need to remove the e-motion wheels. In this way, you can always choose the right form of drive to suit your needs – manual or power-assisted.



Small bracket, fits most wheelchairs





Ergonomic Control System [ECS]

- ▶ The new ECS combines therapeutic value with customization to the user's needs.

The remote control allows the user to switch e-motion on and off while sitting in the chair. What's more, the e-motion system offers two power stages that enable the user to select the right control responses, that is, to adjust the level of power assistance provided to match the user's particular physical disabilities, strength, and the driving situation perfectly.

In addition, a rollback delay function can be activated that holds the wheelchair safely on inclines and is particularly useful on steep gradients. The high-contrast display indicates the charge of the batteries as well as service and diagnostics codes. Thanks to the large buttons on the remote control, all functions can be controlled without any problem, even by users who suffer restricted movement in their hands.

Dealers or therapists can use the ECS to program various parameters – such as the level of power assistance and the length of time the motor runs after the user has turned the push rim – to the user's requirements.



Rollback delay



Remote control



Two power assistance stages



Remote request of battery charge



Self-diagnostics



Encoded radio transmission



If you have any questions or would like a free, no obligation demonstration, call us on
(888) 426-8581

Ideal for out and about.

► In addition to the excellent performance offered by its drive system, e-motion is also very simple to transport. As a result, e-motion increases users' ability to actively take part in and enjoy daytrips and holidays.

The e-motion wheels with built-in batteries can be detached from the chair and stowed in the car in a matter of seconds. Alternatively, every model of folding wheelchair can be folded up to save space even with the e-motion wheels attached. The battery charger included in the delivery operates with any mains voltage from 100 to 240 V without having to be switched by hand – a real advantage for all those who like to travel. The batteries can be detached from the wheels and transported separately on flights.



Removing the e-motion wheel from the wheelchair



e-motion – easy to dismantle, easy to transport



Automatic battery charger



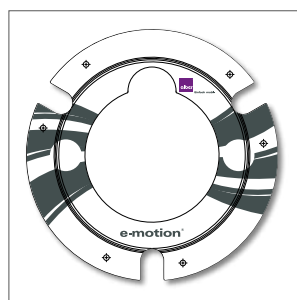
Practical accessories.

- The functions of the standard model of e-motion can be extended to match individual requirements by adding practical accessories.

Please call Frank Mobility Systems if you would like a personal demonstration of the e-motion. We will help you find your nearest DME dealer or e-motion representative.



Anti-tippers with jack-up function for easy removal of the wheel



Spoke cover



Ergonomic Control System [ECS]



Failsafe tyres



Rubber-coated push rims for improved grip

Your questions – Our answers:

► Can e-motion be fitted to my wheelchair?

e-motion can be fitted to almost all conventional wheelchair models. A bracket is mounted on the wheelchair frame to support the e-motion wheels. The manual wheelchair wheels can still be used.

► Which e-motion versions are available?

- Wheel sizes: 22" or 24"
- Push rims: stainless steel
- Tyres: puncture-protection pneumatic tyres (serial), failsafe tyres (optional)

► What accessories are available for e-motion?

Anti-Tippers, spoke cover, vinyl-coated push rims, remote control holder, replacement battery pack, removable rubber push-rim covers

► How far can I travel on a single battery charge?

The drive engineering employed in e-motion means that the achievable range depends very heavily on the respective conditions being used. Indoor movement involving continuous use of motor power for starting, steering and braking reduces the range considerably more than consistent movement outdoors. A battery charge can be sufficient here for a distance of approximately 15.5 miles under favourable conditions.

► How do I charge e-motion ?

The supplied Alber charger is connected to both e-motion wheels which are charged up within 6 hours.

► How fast is e-motion?

e-motion does not have a definite maximum speed level. The speed achieved depends on the strength of the propelling movement, as is the case with manual wheelchairs. e-motion assists the propelling movement up to 9.6 mph.

► How heavy may a person using e-motion be?

e-motion is designed for a maximum person weight of 286 lbs, regardless of the type of wheelchair used.

► How much does e-motion weigh?

2 wheels: 22 lbs



*Our claim to quality is your guarantee of safety!
Manufacturer: Alber GmbH, Germany – certified as
per DIN EN ISO 9001.
Quality Assurance System for Medical products
as per DIN EN 46001.*

Weight information M15

max. user weight: 286 lbs

max. total weight: 397 lbs

(incl. e-motion, wheelchair, wheelchair driver)



Alber USA LLC
1005 International Drive
Oakdale, PA 15071
Phone (888) 426-8581
Fax (724) 695-3710
info@alber-usa.com
www.alber-usa.com