



Power Positioning System on ROVI X3 Base

US PRICE LIST AND ORDER FORM

Price Effective November 12, 2019

Reset Form



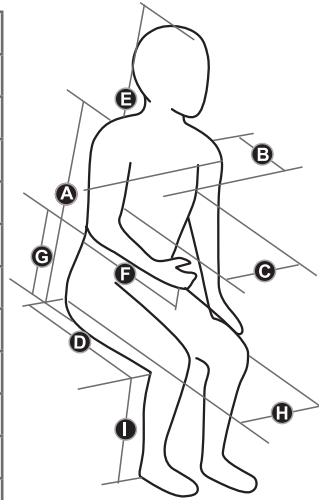
REQUIRED INFORMATION

Date of Order: _____ Dealer Account #: _____
 Dealer Name: _____
 PO #: _____ Tag _____
 After Market Items shipping to Motion Concepts: Yes No
 List Items: _____
 PO #: _____
 Name of the Manufacturer: _____
 Purchasing Contact: _____
 Phone: _____ Fax: _____
 E-mail: _____
 ATP/Therapist: _____
 Ship to Address: _____
 City: _____ State: _____
 Zip: _____ Client Gender: M F
 Special Client Conditions: _____

REQUIRED MEASUREMENTS

To ensure system is accurately configured please fill in all required measurements.

Client Height:	
Client Weight (lbs):	
A. Seat to Shoulder:	
B. Trunk Depth:	
C. Chest Width:	
D. Knee to Back:	
E. Seat to Top of Head:	
F. Elbow to Hand:	
G. Seat to Elbow:	
H. Hip Width:	
I. Knee to Heel:	
Cushion Thickness:	



Weight Capacity is up to 175 lbs.



HCPCS CODES	K0856, K0861
SUSPENSION SYSTEM	Active Ride Control (ARC)
BASE WIDTH	23.25"
BASE LENGTH	36.5"
DRIVE WHEEL SIZE ⁽¹⁾	14"
CASTER WHEEL SIZE (front/rear)	6"
TURNING RADIUS	19.5"
DRIVETRAIN	4-pole EAD Motors

BATTERIES	2 x M34 3 x M50 Vent Applications
BATTERY CHARGER	8A, Off Board
BATTERIES WEIGHT (each)	38.5 lbs (M34) / 17.5 kg
RANGE ⁽²⁾	17.7 miles /28.5 km/h
WEIGHT CAPACITY	175 lbs / 79 kg
BASE WEIGHT (w/o batteries)	157 lbs /71 kg
GROUND CLEARANCE	3"
MAXIMUM SPEED	6.2 mph

BASE VITALS

⁽¹⁾ All X3 wheels come with solid inserts

⁽²⁾ Actual driving range and speed may vary due to factors such as user weight, type and grade of terrain, battery condition & charge level; type and condition of the drive wheels, and variations in the drive and control systems.

ULTRA LOW MINI



BASE COLOR

Select Color: Standard With Lights⁽¹⁾ **\$1,195**

- Blizzard White Part # 800914-00200-03 Part # 800914-00201-03
- Matte Black Part # 800914-00200-50 Part # 800914-00201-50
- Solar Yellow Part # 800914-00200-69 Part # 800914-00201-69
- Motion Green Part # 800914-00200-36 Part # 800914-00201-36
- Original Orange Part # 800914-00200-23 Part # 800914-00201-23
- Bright Blue Part # 800914-00200-40 Part # 800914-00201-40
- Red Delicious Part # 800914-00200-21 Part # 800914-00201-21
- Party Pink Part # 800914-00200-2C Part # 800914-00201-2C
- Purple Reign Part # 800914-00200-80 Part # 800914-00201-80
- Matching Battery Doors (select fender color first) . . **\$495**

1. Fully integratd LED lighting kit. Includes headlights, taillights and turn signals. Must select Joystick for Lights feature or Omni for operation.



Please see Custom Design Options on page 10/11

Ultra Low Mini Power Positioning System on ROVI X₃

Dealer Name: _____

Dealer Account Number: _____

PO #: _____

Tag: _____

TIRE OPTIONS

- Standard Solid Tires** Part # STIRES **STD**
- Pneumatic Tires** Part # PTIRES **\$199**

SINGLE POWER OPTION VR2- K0856

- ROVI X₃ 5.0 mph Motors⁽¹⁾**
HCPCS Code: K0856 Part # 888WNLEX3-SP **\$6,795**
- VR2 Non-Expandable Joystick - Drive Only**
Part # D50677 **N/C**
- VR2 Non-Expandable w/2 Actuator Controls**
Part # D50680 **N/C**

1. Price of the powerbase includes: Active Ride Control suspension, tie-down hardware for 4-point strap system, 8 amp off-board charger, flat free inserts and positioning belt, Weight capacity is 300 lbs.

SINGLE POWER OPTIONS R-NET - K0856

- ROVI X₃ 5.8 mph Quick Speed Motors⁽¹⁾**
HCPCS Code: K0856 Part # 888WNLEX3-MPS. **\$7,395**
- Optional 6.2 mph High Speed Motors⁽²⁾** **\$950**
with OnTraxx Enhanced Driving Module Part # HSM62
- OnTraxx Enhanced Driving Module**
HCPCS Code: K0108 Part # OEDM. **\$750**
- R-Net Expandable Controller⁽³⁾** HCPCS Code: E2377
Part # D51109 **\$615**
- R-Net Harness for Expandable Controller⁽³⁾**
HCPCS Code: E2313 Part # REH **\$595**

1. Price of the powerbase includes: Active Ride Control suspension, tie-down hardware for 4-point strap system, 8 amp off-board charger, flat free inserts and positioning belt, Weight capacity is 300 lbs.
2. When selecting an increased speed motor package there is a reduction in torque output by roughly 15%.
3. Required for Expandable Controls & Specialty Drive Controls.

MULTIPLE POWER OPTIONS - K0861

- ROVI X₃ 5.8 mph Quick Speed Motors⁽¹⁾**
HCPCS Code: K0861 Part # 888WNLEX3-MPM. **\$7,395**
- Optional 6.2 mph High Speed Motors⁽²⁾** **\$950**
with OnTraxx Enhanced Driving Module Part # HSM62
- OnTraxx Enhanced Driving Module**
HCPCS Code: K0108 Part # OEDM. **\$750**
- R-Net LED Remote Joystick** Part # D51122. **STD**
- R-Net Expandable Controller⁽⁴⁾** HCPCS Code: E2377
Part # D51109 **\$615**
- R-Net Harness for Expandable Controller⁽³⁾**
HCPCS Code: E2313 Part # REH **\$595**

1. Price of the powerbase includes: Active Ride Control suspension, tie-down hardware for 4-point strap system, 8 amp off-board charger, flat free inserts and positioning belt, Weight capacity is 300 lbs.
2. When selecting an increased speed motor package there is a reduction in torque output by roughly 15%.
3. Required for Expandable Controls & Specialty Drive Controls.

OPTIONAL R-NET JOYSTICKS

- R-Net LED Remote Joystick⁽¹⁾⁽³⁾** Part # D51122S **\$400**
- R-Net LED Remote Joystick for Lights⁽¹⁾**
Part # D51108 **\$500**
- R-Net Color Remote Joystick with Monojacks⁽¹⁾⁽³⁾**
Part # D51165 **\$600**
- R-Net Color Remote Joystick with Monojacks for Lights⁽¹⁾** Part # D50982 **\$650**
- R-Net Advanced Joystick⁽¹⁾** Part # D51711. **\$1295**
3.5" high-resolution VGA color display IR Control as standard
Includes Integrated Bluetooth module available.
- R-Net Omni Display for Specialty Drive Input⁽¹⁾⁽²⁾**
Part # D50881 **\$950**

1. Requires an R-Net Controller and Harness on Page 2
2. Specialty Items required must ship to Motion Concepts for install.
3. Light package not available with the joystick.

R-NET ATTENDANT CONTROLLER

- R-Net Attendant Control** HCPCS Code: E2331
Part # D50882 **\$950**
Specify Mounting Location: _____

ELECTRONIC OPTIONS

- R-Net Output Module(EMC)⁽¹⁾⁽²⁾** **\$995**
Part # D50883
- R-Net Bluetooth Module⁽¹⁾⁽²⁾** **\$895**
Select OS: iOS Apple Part # D51580 Android/PC Part # D51111
- Smart Phone Holder** Part # SPH **N/C**

1. Requires an R-Net Controller and Harness order above
2. Must order R-Net Color Remote joystick with these options

WHEELCHAIR TRANSPORT BRACKETS

- Wheelchair Transport Brackets⁽¹⁾** Part # XBKTS **\$250**

NOTES: 1. For unoccupied use only

SELECT SEAT-TO-FLOOR HEIGHT

Select STF⁽¹⁾: 18.375" 19.375" 20.375"
Part # STF18375 STF19375 STF20375

1. Seat-to-floor height is measured at the front of the seat pan based on a standard seat size. Seat-to-floor height may vary +/- .25" dependent on conditions of the power base.

! Please note that the HCPCS codes indicated on this order form are our interpretation of the new codes and how we believe our products should be coded. The individual DMERCs will determine if our interpretation is appropriate and whether or not items coded will be accepted or denied. Motion Concepts cannot guarantee that use of the designated codes will ensure coverage or payment. Contact the insurer to confirm compliance with coding and coverage policy

Dealer Name: _____

Dealer Account Number: _____

PO #: _____

Tag: _____

JOYSTICK MOUNT

Fixed Part # 800914-067-03. **N/C**

Select Mounting Position: Left Right
Part # ML MR

Motion Height Adjustable Swing-Away Quad Link **\$235**

HCPCS Code: E1028

Select Mounting Position: Left Right
Part # SAQL SAQR

Retract 4 Swing-Away Joystick **\$325**

HCPCS Code: E1028 Part # 70-JS200

Select Mounting Position: Left Right
Part # ML MR

Adjustable Swing-Away Mount for Omni **\$295**

HCPCS Code: E1028 Part # ARMS260-ROVI

Select Mounting Position: Left Right
Part # ML MR

JOYSTICK HANDLES

"T" Handle for Joystick Knob **\$115**

HCPCS Code: E2323 Part # SA80941

Ball Handle for Joystick Knob **\$115**

HCPCS Code: E2323 Part # SA72441

BodyPoint Joystick Handle HCPCS Code: E2323 **\$120**

- 3" U-Shaped Part # PC101B-20
- 4" U-Shaped Part # PC102B-20
- Domed Rubber Part # PC107B-20

ELECTRONIC PROGRAMMER

R-Net PC Programmer with Dongle

Part # D50612 **\$450**

Diagnostic Test Tool (DTT) with R-Net & VR2 Cables

Part # D50996 **\$1,400**

SPECIALTY CONTROLS TO BE SENT TO MOTION CONCEPTS FOR INSTALL PLEASE SPECIFY

Type: _____

Specialty Control Mount:

Right Left Specify _____

Display Mount:

Right Left Specify _____

Mode Switch Mount:

Right Left Specify _____

On/Off Mount:

Right Left Specify _____

List Other: _____

Specify Mounting Location: _____

SELECT MINI SEAT SPECIFICATIONS

Select Seat Width and Ultra Rail Width Adjustment

11" 12" 13" 14" 15" (Adjustable from 11" - 15")

Part# MSW11 MSW12 MSW13 MSW14 MSW15

Select Seat Depth and Ultra Rail Depth Adjustment

11"⁽¹⁾ 12" 13" 14" 15" (Adjustable from 11" - 15")

Part# MSD11 MSD12 MSD13 MSD14 MSD15

1. The weight capacity for seat depth of 11" is 150 lbs.

SYSTEMS MUST SELECT ONE SYSTEM

NOTE: Systems Include Seat Pan, Back Pan & Standard Armrests. They are designed for use with a 2"-3" cushion.

Ultra Low Mini CG Tilt (50°) Only System⁽¹⁾ **\$6,565**

HCPCS code E1002 Part # MULMT

Ultra Low Mini CG Tilt (50°)/Power Recline(163°) with Extended Shear Reduction(ESR) System⁽¹⁾

HCPCS code E1007 Part # MULMTRE **\$10,795**

Ultra Low Mini Recline (163°) with Extended Shear Reduction (ESR) Only System **\$5,450**

HCPCS code E1004 Part # MULMRE

Ultra Low Mini 12" Elevating Lift Seat Only System 12" Elevation Weight Capacity up to 175lbs⁽²⁾

Part # MULME **\$4,995**

- 1. Tilt will be reduced to 45° if adding 12" Power Adjustable Seat Height Module.
- 2. Seat depths of 11" and 12" are limited to 150 lbs.

POWER ADJUSTABLE SEAT HEIGHT MODULE

12" Power Adjustable Seat Height Module⁽¹⁾
(Scissor Mechanism) HCPCS code E2300
Weight Capacity up to 175lbs⁽²⁾ 12" Elevation . Part # ESM12 . . **\$2,495**

- 1. Uses an integrated Tilt/Lift mechanism, tilt is 45° and the seat to floor height is not affected by the Elevating Lift Seat.
- 2. Seat depths of 11" and 12" are limited to 150 lbs.

MINI MODULES MUST SELECT SYSTEM-TO ADD MODULES

5° Fixed Anterior Assist⁽¹⁾ Part # FA5 **N/C**

5° Fixed Pre-Tilt⁽²⁾ Part # PRETILT **N/C**

8° Precline Module⁽³⁾ only available with Recline Part # PRM8 . . **N/C**

30°Precline Module⁽³⁾ only available with Recline Part # PRM30 . **\$500**

- 1. The 5° Fixed Anterior Assist adds approximately 2" to the seat to floor height at zero degrees(level).
- 2. This Fixed Pre-tilt option adds approximately 2" to the front seat to floor height.
- 3. Total degrees of recline is 163° ie: if 30° degrees of precline is used, then 133° degrees of recline will be available.

Dealer Name: _____

Dealer Account Number: _____

PO #: _____

Tag: _____

CUSHION COVER REFERENCE GUIDE

Cushion	Kid*ab*ra	Meshtex	Startex	Pink Lollipop	Blue Blizzard	Infection Control
Kid*ab*ra	STD	\$50	N/A	\$50	\$50	N/A
Vi	N/A	STD	N/A	N/A	N/A	N/A
Libra^	N/A	N/A	STD	N/A	N/A	\$50
PS/PSP	N/C	N/A	STD	N/C	N/C	Reversible

^Spacetex Fabric available at N/C

MATRIX SEAT CUSHION OPTIONS

Matrx PS Seat Cushion 11" w - 14" w
Comes Standard with a Reversible Startex Cover
HCPCS Code E2605 **\$345**

Fabric Options for PS Cushion

- Kid*ab*ra (Non Reversible) Part # PSC-K
- Pink Lollipop (Non Reversible) Part # PSC-P
- Blue Blizzard (Non Reversible) Part # PSC-B

Matrx PSP Seat Cushion 13" w - 15" w
Comes Standard with a Reversible Startex Cover
HCPCS Code E2607 **\$395**

Fabric Options for PS Cushion

- Kid*ab*ra (Non Reversible) Part # PSC-K
- Pink Lollipop (Non Reversible) Part # PSC-P
- Blue Blizzard (Non Reversible) Part # PSC-B

Matrx Kid*ab*ra Cushion 11" w - 14" w
Comes Standard in Kid*ab*ra Fabric
HCPCS Code E2607 **\$425**

Fabric Options for Kid*ab*ra Cushion⁽¹⁾

- Black Meshtex Part # KA-M \$50
- Pink Lollipop Part # KA-P \$50
- Blue Blizzard Part # KA-B \$50

Matrx Vi Cushion 14" w
Comes Standard in Meshtex Fabric
HCPCS Code E2607 **\$624**

Fabric Options for Matrx VI Cushion⁽¹⁾

- Kid*ab*ra (Non Reversible) Part # MA-K
- Startex Fabric Smooth Side up Part # SFVS \$50
- Startex Fabric Fabric Side up Part # SFVF \$50

Matrx Libra Cushion 14" w - 15" w
Comes Standard in Startex Fabric
HCPCS Code E2607 **\$485**

Fabric Options for Libra Cushion

- Spacetex Part # SFLF N/C
- Infection Control (Reversible Startex) Part # 10FL \$50

"ON-CHAIR" Cushion Credit Part # OCCC **(\$90)**

1. Lead time up to 2 weeks

LAP BELTS

Push Button Style Seat Belt **STD**
Part # 35" BELT35 48" BELT48

ARMREST TUBE LENGTH

LEFT Armrest Tube Select: Full Part # ATFL
 Desk Part # ATDL
RIGHT Armrest Tube Select: Full Part # ATFR
 Desk Part # ATDR

ARMRESTS

Pediatric Dual Post Adjustable Height(pair) **STD**
Select Size: (6.75"-9") (9.75"-12.75") (12.75-15.75)
Part # PDM1 PDM2 PDM3

Reclining Adjustable Height Armrest (pair) **STD**
Select Size: (7"-8.25") (9"-13") (13-16)
Part # PRM1 PRM2 PRM3

ARM PADS

Modular Arm Pads⁽¹⁾ (each) **\$32**
Left Full(14") Part # MAPTFL Desk(10") Part # MAPTDL

Must select Pad Insert:

- Iskin - Integrated soft skin foam** Part # ISSFL
- Startex Covered Visco foam** Part # SCVFL

Right Full(14") Part # MAPTRF Desk(10") Part # MAPTRD

Must select Pad Insert:

- Iskin - Integrated soft skin foam** Part # ISSFR
- Startex Covered Visco foam** Part # SCVFR

Standard Pads⁽²⁾ (each) **STD**
Left Full(14") Part # SAPFL Desk(10") Part # SAPDL
Right Full(14") Part # SAPFR Desk(10") Part # SAPDR

Waterfall Arm Pads⁽²⁾ (each) **\$18**
Left Full(14") Part # WAPFL Desk(10") Part # WAPDL
Right Full(14") Part # WAPFR Desk(10") Part # WAPDR

Flat Multi Position Pads (each) **\$28**
Left Full(14") Part # MPAFL Desk(10") Part # MPADL
Right Full(14") Part # MPAFR Desk(10") Part # MPADR

Gel Pads (each)
Narrow (2"x12") **\$75**
 Left Part # GAPNL **Right** Part # GAPNR
Wide (3.5"x12") **\$75**
 Left Part # GAPWL **Right** Part # GAPWR
Long (3.5"x14") **\$90**
 Left Part # GAPLL **Right** Part # GAPLR

OMIT: Armpads⁽³⁾ (7/8" diameter tube) Part # OAP **(\$25)**

1. Requires interchangeable pad insert.
2. Full length pad not compatible with the desk length armrest tube.
3. Must specify the Arm Tube lengths.

Dealer Name: _____

Dealer Account Number: _____

PO #: _____

Tag: _____

TILT ONLY BACK CANE SPECIFICATIONS

Straight Tilt Back Canes STD

Measured from Seat pan to top of back cane

14" 16" 18" 20"

Part # SBC14 SBC16 SBC18 SBC20

Select Cane Angle 75° 79° 85° 90° 95° 101° 106° 112° 116°

Part # BA75 BA79 BA85 BA90 BA95 BA101 BA106 BA112 BA116

FINISHED BACK HEIGHTS

Finished Back heights for Tilt Only Systems⁽¹⁾

14" 15" 16" 17" 18" 19"

Part# FBT14 FBT15 FBT16 FBT17 FBT18 FBT19

20" 21" 22"

Part# FBT20 FBT21 FBT22

Finished Back heights for Tilt/Recline Systems⁽²⁾⁽³⁾

16" 17" 18" 19" 20" 21" 22"

Part# FBR16 FBR17 FBR18 FBR19 FBR20 FBR21 FBR22

1. 4" gap is recommended for Tilt systems to allow for the seat cushion. 3" minimum required.
2. .6" gap is recommended for systems with Recline/ESR.
3. Recline push bar will be at 16" height from seat pan.

BACK OPTIONS

Standard Rehab Back and Back cushion Part # SRB . . . N/C

Finished height from 16" to 22"

Additional Super Soft/HR Foam⁽¹⁾ Part # SS \$100

Matrx Fabric Upcharge Part # MFU⁽⁴⁾ \$100

Planar interface plate⁽²⁾⁽³⁾ \$125

Select one: Flat Part # PIPF Recessed Flat Part # PIPR

OMIT: Rigid Back Pan & Cushion⁽⁵⁾ Part # ORBC (\$75)

OMIT: Back Cushion Only Part # OBC (\$25)

1. Additional foam added may impact seat depth.
2. Included with all Recline Systems when no back is selected. May also be used as an interface for after market backs.
3. Not available on tilt only or tilt/elevate systems, for use with recline module.
4. Lead time up to 2 weeks
5. Not available with Recline/ESR or Recline/PSB.

BACK REFERENCE GUIDE

Back	Kid*ab*ra	Meshtex	Startex	Pink Lolipop	Blue Blizzard	Infection Control
Mini	STD	N/A	N/C	N/C	N/C	\$100
Elite	N/A	STD	N/A	N/A	N/A	\$100
Elite TR	N/A	N/A	STD	N/A	N/A	\$100
Elite Deep	N/A	STD	N/A	N/A	N/A	\$100
PB	N/A	STD	N/A	N/A	N/A	\$100
PB Deep	N/A	STD	N/A	N/A	N/A	\$100

UPGRADABLE BACK OPTIONS

Contour Back 15" wide HCPCS Code E2613 \$495

Specify actual back height dimension: 12" 15" 17"

Matrx Mini Back 11"-14" wide(3" Contour) \$625

HCPCS Code E2625 Comes Standard in Kid*ab*ra Fabric

Fabric Options for Mini Back. N/C

Startex (Non Reversible) Part # MINI-S

Pink Lolipop (Non Reversible) Part # MINI-P

Blue Blizzard (Non Reversible) Part # MINI-B

Matrx Elite Back 11"-15" wide (3" Contour) \$625

HCPCS Code E2620 Comes Standard in Meshtex Fabric

Matrx Elite TR Back 15" wide (3" Contour) \$650

Comes Standard in Meshtex Fabric

Matrx Elite Deep Back 14"-15" wide (6" Contour) \$760

HCPCS Code E2620 Comes Standard in Meshtex Fabric

Matrx PB Back 13"-15" wide (5" Contour) \$625

HCPCS Code E2620 Comes Standard in Meshtex Fabric

Matrx PB Deep Back 13"-15" wide (7" Contour) \$645

HCPCS Code E2615 Comes Standard in Meshtex Fabric

Infection Control Cover for Elite/PB Backs Part # WSCU \$100

(purchased with back)

"ON-CHAIR" Matrx Back Credit Part # OCBC (\$125)

MATRIX ELAN HEADREST PAD OPTIONS

Matrx Elan Standard Pad \$235

Part # 6" Pad ESP6 10" Pad ESP10

Matrx Elan Standard Pad with Infection Control . . . \$235

Part # 6" Pad ESP6-IC 10" Pad ESP10-IC

Matrx Elan Occipital Pad. \$235

Part # 9" Pad EOP9 12" Pad EOP12

Matrx Elan Occipital Pad with Infection Control . . . \$235

Part # 9" Pad EOP9-IC 12" Pad EOP12-IC

Matrx Elan 4-Point Pad Small(9"W x 7"H")

Part # Standard Cover E4PTSM \$325

Infection Control E4PTSM-IC \$325

MOTION CONCEPTS HEADREST PAD OPTIONS

Motion Concepts Standard Part # MCSH \$295

Ultra Low Mini Power Positioning System on ROVI X₃

Dealer Name: _____

Dealer Account Number: _____

PO #: _____

Tag: _____

HEADREST MOUNTING HARDWARE OPTIONS

- Fixed Mounting (non-removable)**⁽¹⁾⁽²⁾ Part # FM **N/C**
- Elan Mini Headrest Hardware - Multi-Axis Removable**
HCPCS code E1028 Vertical Post is 15" Part # MEMH. **\$220**
- Elan Headrest Hardware - Multi-Axis Removable**
HCPCS code E1028 Vertical Post is 15" Part # MEHW. **\$220**
- Motion Concepts Multi-Axis Removable Mounting**
HCPCS code E1028 Part # MAHU **\$195**
- OMIT: Headrest** Part # OHR **N/C**

1. Not Available on Matrix PB Backs.
2. Unless selecting a "Removable" hdwr option, this Headrest will come standard w/
Fixed Straight Mounting Hardware (non-removable)

MATRIX FIXED LATERALS - FOR ELITE AND ELITE TR BACKS

Matrix Standard Fixed LEFT HCPCS code E0956. **\$100**
Select pad: **Standard (7.5" x 5")** Part # PBLSL
 Small (5.5" x 3") Part # PBSSL

Matrix Standard Fixed RIGHT HCPCS code E0956 **\$100**
Select pad: **Standard (7.5" x 5")** Part # PBLSR
 Small (5.5" x 3") Part # PBSSR

Matrix Offset Fixed LEFT HCPCS code E0956 Part # PBOLL **.\$110**

Matrix Offset Fixed RIGHT HCPCS code E0956 Part # PBOLR **\$110**

MATRIX SWING AWAY LATERALS - FOR ELITE AND ELITE TR BACKS

Matrix Lateral Trunk Support LEFT pad (each) **\$100**
HCPCS code E0956

- Select Pad Size:
- XS(3.25"x4.25") Part # EPADXL S(3.5"x5.25") Part # EPADSL
 - M(3.75"x5.75") Part # EPADML L(4.25"x6.5") Part # EPADLL

Matrix Lateral Trunk Support RIGHT pad (each) . . . **\$100**
HCPCS code E0956

- Select Pad Size:
- XS(3.25"x4.25") Part # EPADXR S(3.5"x5.25") Part # EPADSR
 - M(3.75"x5.75") Part # EPADMR L(4.25"x6.5") Part # EPADLR

SELECT SWING AWAY HARDWARE BELOW TO CONVERT ABOVE:

Matrix Elite Back Swing Away Hardware

- LEFT** HCPCS code E1028 Part # SAHEBL **\$195**
- RIGHT** HCPCS code E1028 Part # SAHEBR **\$195**

Matrix Offset Elite Swing Away Hardware

- LEFT** HCPCS code E1028 Part # OSAHL. **\$195**
- RIGHT** HCPCS code E1028 Part # OSAHR **\$195**

MATRIX MINI FIXED LATERALS - FOR MINI BACKS

Matrix MINI Fixed Lateral with Pad (each)

Select pad: **LEFT** (4.5" x 3") Part # MINILATL **\$85**
 RIGHT(4.5" x 3") Part # MINILATR **\$85**

MATRIX MINI SWING AWAY LATERALS - FOR MINI BACKS

MINI Swing Away Lateral Mounting Hardware(each)

- LEFT** Part # SAHMINIL **\$225**
- RIGHT** Part # SAHMINIR **\$225**

Mini Lateral Trunk Support RIGHT(each) **\$108**

- Select Pad Size:
- XS(3.25"x4.25") Part # EPADXR
 - S(3.5"x5.25") Part # EPADXR

Mini Lateral Trunk Support LEFT(each) **\$108**

- Select Pad Size:
- XS(3.25"x4.25") Part # EPADXL
 - S(3.5"x5.25") Part # EPADSL

MAXX LATERALS PADS⁽¹⁾⁽²⁾

Fixed Mounted Lateral Trunk Support LEFT. **\$100**
HCPCS code E0956

- Select Pad Size:
- XS(3.25"x4.25") Part # LATXL S(3.5"x5.25") Part # LATSL
 - M(3.75"x5.75") Part # LATML L(4.25"x6.5") Part # LATLL

Fixed Mounted Lateral Trunk Support RIGHT **\$100**
HCPCS code E0956

- Select Pad Size:
- XS(3.25"x4.25") Part # LATXR S(3.5"x5.25") Part # LATSR
 - M(3.75"x5.75") Part # LATMR L(4.25"x6.5") Part # LATLR

1. These laterals are not available with Matrix PB, PB Elite Deep and PB Deep Backs.
2. The amount of offset available may be impacted by back thickness.

SELECT MAXX SWING-AWAY HARDWARE(BELOW) TO CONVERT ABOVE SUPPORTS:

MAXX SWING-AWAY HARDWARE⁽¹⁾⁽²⁾

Maxx Style Swing-away Multi-Adjustable Mounting Hardware LEFT HCPCS code E1028 Part # SALATL **\$195**
(Standard with 1" telescoping link gives 0-2.75" medial offset⁽²⁾)

Maxx Style Swing-away Multi-Adjustable Mounting Hardware RIGHT HCPCS code E1028 Part # SALATR **\$195**
(Standard with 1" telescoping link gives 0-2.75" medial offset⁽²⁾)

Additional Telescoping Link(ea) Quantity () \$75
(Adding an additional 1" telescoping link gives up to 5.5" medial offset⁽²⁾)

- LEFT** Part # ATLL **RIGHT** Part # ATLR

1. These laterals are not available with Matrix PB, PB Elite Deep, PB Deep Backs and PB HD and HD Deep .
2. The amount of offset available may be impacted by back thickness.

FIXED HIP/KNEE SUPPORTS

Lateral Hip Support Pad with Fixed Mounting LEFT . . \$120

Mounted at HIP Pad Size:

- XS(5.5"W x 4"H) Part # HSPXLH
- M(9"W x 4"H) Part # HSPMLH
- S(7"W x 6"H) Part # HSPSLH
- L(13"W x 4"H) Part # HSPLLH

Mounted at KNEE Pad Size:

- XS(5.5"W x 4"H) Part # HSPXLK
- M(9"W x 4"H) Part # HSPMLK
- S(7"W x 6"H) Part # HSPSLK
- L(13"W x 4"H) Part # HSPLLK

Lateral Hip Support Pad with Fixed Mounting RIGHT . . . \$120

Mounted at HIP Pad Size:

- XS(5.5"W x 4"H) Part # HSPXRH
- M(9"W x 4"H) Part # HSPMRH
- S(7"W x 6"H) Part # HSPSRH
- L(13"W x 4"H) Part # HSPLRH

Mounted at KNEE Pad Size:

- XS(5.5"W x 4"H) Part # HSPXRK
- M(9"W x 4"H) Part # HSPMRK
- S(7"W x 6"H) Part # HSPSRK
- L(13"W x 4"H) Part # HSPLRK

REMOVABLE & SWING AWAY HARDWARE UPGRADE

HARDWARE TO CONVERT ABOVE TO UPGRADE TO REMOVEABLE/ SWINGAWAY HIP OR KNEE SUPPORTS

Lift Off Removable Hardware for Hip Support

(Hip position only)

- LEFT Part # LOHL \$195
- RIGHT Part # LOHR \$195

Swing Away Removable Hardware for Hip Supports

- LEFT Mounted at Hip Part # SHSHLH \$215
- RIGHT Mounted at Hip Part # SHSHRH \$215
- LEFT Mounted at Knee Part # SHSHLK \$215
- RIGHT Mounted at Knee Part # SHSHRK \$215

Maxx Style Quick Release, Removable, Multi-Axis Mounting Hardware for Hip Supports

- LEFT Mounted at Hip Part # MHSHLH \$215
- RIGHT Mounted at Hip Part # MHSHRH \$215
- LEFT Mounted at Knee Part # MHSHLK \$215
- RIGHT Mounted at Knee Part # MHSHRK \$215

Extended Maxx Style Quick Release, Removable, Multi-Axis Mounting Hardware for Hip Supports⁽¹⁾

- LEFT Mounted at Hip Part # EMQHLH \$215
- RIGHT Mounted at Hip Part # EMQHRH \$215
- LEFT Mounted at Knee Part # EMQHLK \$215
- RIGHT Mounted at Knee Part # EMQHRK \$215

1. Recommended when finished seat cushion thickness will be greater than 3.5" high.

POWER CENTER MOUNT FOOT PLATFORM

Latitude Style Foot Platform

Part # LSFP \$2,995
For Finished Knee to heel measurements of 6.5"-12"

Latitude Style Padded Foot Plate

Part # LSPFP \$250

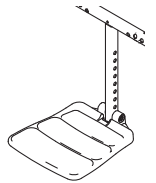
MANUAL CENTER MOUNT FOOT PLATFORMS

Fixed Center Mount Foot Platform⁽¹⁾ Part # FCMP N/C

Comes with Rubber Coated Foot platform 11½" W x 10" Part # IFP

Set at 70° 90° 97°
Part # SA70 SA90 SA97

Seat pan to footplate: 6"-13" Part # SPTF12
Seat pan to footplate: 13"-17" Part # SPTF2



Maxx Style Fixed Center Mount Foot Platform⁽¹⁾⁽²⁾ . . . \$395

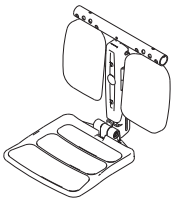
Part # MSFCMFP

Comes with Rubber Coated Foot platform 11½" W x 10" Part # IFP
 Comes standard with individual calf pads Part # ICP

Set at 70° 90° 97°
Part # SA70 SA90 SA97

Seat pan to footplate: 8"-13" Part # SPTF13
Seat pan to footplate: 13"-19" Part # SPTF14

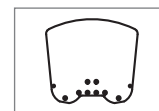
- 1. 3" ground clearance required.
- 2. Depth and height adjustable.



CENTER MOUNT FOOT PLATFORM UPGRADES FOR MAXX STYLE FIXED CENTERMOUNT FOOT PLATFORM



Small Flip-up Foot Platform \$180
(12"W x 8.5"D) Part # SFFP



Medium Flip-up Foot Platform \$180
(12"W x 10.75"D) Part # MFFP

1. May cause interference with certain seat widths call to confirm configuration.

POWER FRONT RIGGING OPTIONS

Maxx Style Swing Away Power Elevating Pivot

Legrests⁽¹⁾⁽²⁾ HCPCS code E1010 Part # MSPPL **\$2,490**

Select Receivers: Straight Part # RS Flared outward 1" Part # RF

Seat pan to footplate: XS (8.5"-12")⁽⁴⁾ S (10"-14") M (13"-17")
Part # SPTF15 SPTF5 SPTF2

Select Function: Individual⁽³⁾ Combined Synchronized W/Recline
Part # INDA COMA SYNA

Calf pad options⁽⁴⁾ (Pair) **\$275**

Select: Flat Pads Part # FCPMS

1. Includes Swing Away receivers, Pivot Plus Legrests and actuators. Legs swing away manually.
2. Comes standard with calf pads.
3. Individual legs count as two functions.
4. Calf pad options not available on XS(8.5"-12") seat pan to foot plate range.

Select Footplates under foot plate options

MANUAL FRONT RIGGING OPTIONS

Maxx Style Swing Away Manual Elevating Pivot

Legrests⁽¹⁾⁽²⁾ Part # MMPPSA **\$680**

Select Receivers: Straight Part # RS Flared outward 1" Part # RF

Seat pan to footplate: XS (8.5"-12")⁽³⁾ S (10"-14") M (13"-17")
Part # SPTF15 SPTF5 SPTF2

Calf pad options⁽³⁾ (Pair) **\$275**

Select: Flat Pads Part # FCPMS

1. Includes Swing Away receivers, Pivot Plus Legrests and they swing away manually.
2. Comes standard with calf pads.
3. Calf pad options not available on XS(8.5"-12") seat pan to foot plate range.

Select Footplates under foot plate options

SWING AWAY FRONT RIGGING OPTIONS

Heavy Duty 70° Swing Away Footrests⁽¹⁾ (Pair) Part # HD70 **.\$495**

Select Receivers: Straight Part # RS Flared outward 1" Part # RF

Seat pan to footplate:

XS (6"-11")⁽²⁾ S (11"-15") M (13"-17")
Part # SPTF11 SPTF8 SPTF2

Calf pads for HD Swing Away Footrests⁽²⁾ (Pair) **\$275**

Select: Flat Pads Part # HD70FCP

1. Heavy duty durable construction (4.5lbs ea.).
2. Calf pad options not available on XS(6"-11) seat pan to foot plate range.

Select Footplates under foot plate options

SWING AWAY FRONT RIGGING OPTIONS

Invacare 70° Swing Away Footrests with Composite Foot Plates(6"Wx 6"D) (Pair) Seat pan to foot plate measurement 11" to 16"

Part # I70SAF **\$325**

Optional Seat pan to footplate⁽¹⁾: S (10"-14") Part # SPTF5

Invacare 90° Swing Away Footrests w/AT5543 Foot Plates(6"Wx 8"D)(Pair) Seat pan to foot plate measurement 3" to 8.5"

Part # 90SSWING **\$450**

Optional Seat pan to footplate⁽¹⁾:

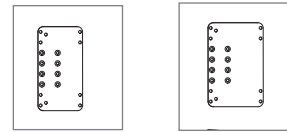
XS (6"-11") S (11"-15") M (13"-17")

Part # SPTF11 SPTF8 SPTF2

1. For Optional Seat pan to footplate extension ranges you must order with Motion Concepts Foot plates.

Select Footplates under foot plate options

FOOT PLATE OPTIONS FOR ELEVATING & SWING AWAY FRONT RIGGING (1)



Adjustable Angle Foot Plates (each) \$165

LEFT S(4.25"W x 8"D) M(5.25"Wx8"D)

Part # AFSL AFML

RIGHT S(4.25"W x 8"D) M(5.25"Wx8"D)

Part # AFSR AFMR

Heel Loops (each)HCPCS code E0951. \$20

Left Part # HLL Right Part # HLR

1. Certain footplate sizes may not fit all seat widths depending on legrests selected.

Dealer Name: _____

Dealer Account Number: _____

PO #: _____

Tag: _____

ELECTRONICS SWITCH MOUNTING

Select: Left Right Do Not Mount
 Part # ESML ESMR ESMD

For your ASL Drive Systems needs please refer to the ASL Electronics Price List and Order form for Rovi with RNET Electronics

SINGLE-FUNCTION ELECTRONICS

Single/Dual Function Through Switch/Toggle⁽¹⁾
 Part # SFCB **STD**

Please Select One: Single Push Button Part # SPBS0
 Single Toggle Part # STO
 Dual Push Button Part # DPB0
 Omit Switch Part # OS0

Add: **Reduced Drive for Elevating Seat⁽²⁾** Part # RDE **\$400**

Single/Dual Function Drive Control⁽¹⁾⁽³⁾ Part # SFCBA **\$1,795**
 HCPCS code E2310

Through Joystick Part # JOY
 Through Specialty Control Part # SC

Add: **Reduced Drive for Elevating Seat⁽³⁾** Part # RDE **\$400**

Additional Switch: Single Push Button Part # SPBSA **\$97**
 Single Toggle Part # STA
 Dual Push Button Part # DPBA

1. These electronics include drive lock-out and tilt limit.
2. If reduced drive is not selected system will be in drive lock-out when elevated.
3. Comes with an attendant control for programming.

MULTI-FUNCTION ELECTRONICS

Multi Function Through Switches/Toggles⁽¹⁾
 Part # MFCBS **\$1,145**

Select: Quad Push Button Part # QPBO
 Four-Way Toggle Part # FWTO
 8-Way Rocker⁽²⁾ Part # EWRO

Add: **Reduced Drive for Elevating Seat⁽³⁾** Part # RDE **\$400**

Multi Function Through Drive Control⁽¹⁾ Part # MFCBD **\$2,995**
 HCPCS code E2311

Through Joystick Part # JOY
 Through Specialty Control Part # SC

Includes: Reduced Drive for Elevating Seat Yes Part # RDY
 No⁽³⁾ Part # RDN

Additional Switch: Quad Push Button Part # QPBA **\$97**
 Four-Way Toggle Part # FWTA **\$97**
 8-Way Rocker⁽²⁾ Part # EWRA **\$150**

1. These electronics include attendant control, drive lock-out, tilt/recline limit and actuator speed control.
2. Dual function is not available with 8-Way Rocker.
3. The chair is in complete drive lockout when elevated.

ELECTRONICS OPTIONS

M616 Converter⁽¹⁾ Part # M616S **\$125**

(Allows for multiple switch options with phono plug connection)

Feather Touch Switch⁽¹⁾ - Single function **\$295**

Dime Size Part # FTSD Quarter Size Part # FTSQ

Feather Touch Switch⁽¹⁾ - Multi function **\$295**

Dual Dime Size Part # FTMD Quad Dime Size Part # FTMQ

Stealth Egg Switch-Single function **\$77**

Green Part # SESG Black Part # SESB

Power Shut Off Switch⁽²⁾ -Toggle Switch Only Part # PSOS **\$175**

Lazarus Jump Starter Part # LJS **\$150**

Accessory Port Power Supply (3 amp capacity) Part # APPS **\$195**

12 Piece Switch Mounting Hardware Kit Part # TPSMH. **\$39**
 (additional kits)

1. Only available with R-Net electronics.
2. This option is built-in feature with Multi-Function electronics.

ADDITIONAL OPTIONS & ACCESSORIES

Transfer Handles (Height Adjustable) **\$350**

Select: 4"-6.5" Part # THS 9"-11.5" Part # THL

Push Handles for Recline Systems⁽¹⁾ **\$350**

Select: Straight Part # RPHS Angled Part # RPHA

Flip & Fold Away Lap Tray⁽²⁾⁽³⁾ (14" W x 10" D) **\$795**

Select Mounting: Left Part # FFLTL Right Part # FFLTR

1. 4" of total vertical mounting adjustment.
2. Not available on joystick side and only available with a flat arm pad or modular arm pad. Only available on 14" and 15" seat widths.
3. The maximum weight capacity of the tray is 10 lbs.

BATTERIES

MK GROUP 34 Battery (Each)
 Quantity () Part # M34 SLD G HCPCS code E2359 **\$305**

MK GROUP 50 Battery Part # M50-12 SLD M **\$245**

INSTALLATION

Installation by Motion Concepts Part # MBI **N/C**

Total Retail Value \$ _____

Email Form

CUSTOM DIPPED DESIGN OPTIONS

Please select Fender option first, if battery doors are to match the fenders. If not make the design selection below.

Dipped Fender Designs



- Standard Fender Configuration**
Part # CDF + Code..... **\$395**
- Fenders w/Lights Configuration**
Part # CDFL + Code..... **\$1,590**

- Front Battery Door** Part # FBD + Code..... **\$395**
- Rear Battery Door** Part # RBD + Code..... **\$395**
- Front/Rear Battery Doors**
Combo Credit Part # FRBDC..... **(\$40)**
- Fenders & Front/Rear Battery Doors**
Combo Credit Part # FFRBDC..... **(\$85)**
- Rear Shroud Cover(for Recline)**
Part # RSC + Code..... **\$275**

Dipped Back Shell (Tilt only)*

*Not available on PB Backs

- Matrx Mini Back Shell** Part # DBSM + Code.. **\$250**
- Matrx Elite/TR Back Shell** Part # DBSE + Code. **\$350**



DESIGN OPTIONS - USE CODE BELOW WITH PART #




Smiley Faces
Code # 13



Looney Tunes
Code # 11



Butterflies
Code # 14



Minecraft
Code # 18




Sugar Skulls
Code # 15



Hello Kitty
Code # 19



Paw Prints
Code # 10



Splatter
Code # 20



Pink Camo
Code # 7



Flower Power
Code # 8



Spongebob
Code # 16




Paisley
Code # 21



Minions
Code # 12



Abstract
Code # 22



Graffiti
Code # 9



Flames
Code # 4



Animals
Code # 23

Dealer Name: _____

Dealer Account Number: _____

PO #: _____

Tag: _____

CUSTOM FENDER OPTIONS

- Custom Fender Design by Bob Rice \$500**
 - Standard Fender Configuration** Part # CFP N/C
 - Fenders w/Lights Configuration** Part # CFPL \$1195



CUSTOM FENDER DESIGN BY BOB RICE



Personalized

DESIGN DESCRIPTION
(PLEASE USE IF YOU SELECTED PERSONALIZED OPTION)

Email Form

Dealer Name: _____

PO #: _____

Approved with no changes

Approved with changes

Review again

Date: _____

Signature: _____