

REQUIRED INFORMATION

Date of Order: _____ **Quote** **Order**

Dealer Name: _____

Dealer Account #: _____ PO #: _____

Tag _____

Purchasing Contact: _____

Phone: _____ Fax: _____

E-mail: _____

ATP/Therapist: _____

Ship to Address: _____

City: _____ State: _____

Zip: _____

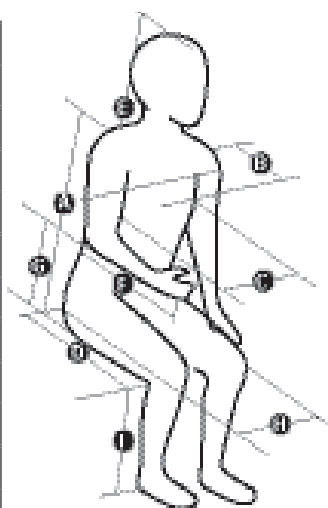
Special Client Conditions: _____

Client Gender: M F

REQUIRED MEASUREMENTS

To ensure system is accurately configured please fill in all required measurements.

Client Height:	
Client Weight (lbs):	
A. Seat to Shoulder:	
B. Trunk Depth:	
C. Chest Width:	
D. Knee to Back:	
E. Seat to Top of Head:	
F. Elbow to Hand:	
G. Seat to Elbow:	
H. Hip Width:	
I. Knee to Heel:	
Cushion Thickness:	



Weight Capacity is up to 300lbs unless specified otherwise



HCPCS CODES	K0856, K0861
SUSPENSION SYSTEM	Active Ride Control (ARC)
BASE WIDTH	25.25"
BASE LENGTH	36.5"
DRIVE WHEEL SIZE ⁽¹⁾	14"
CASTER WHEEL SIZE (front/rear)	6"
TURNING RADIUS	20.5"
DRIVETRAIN	4-pole EAD Motors

BATTERIES	2 x M34
BATTERY CHARGER	8A, Off Board
BATTERIES WEIGHT (each)	38.5 lbs (M34)
RANGE ⁽²⁾	17.7 miles
WEIGHT CAPACITY	300 lbs
BASE WEIGHT (w/o batteries)	159 lbs
GROUND CLEARANCE	3"
MAXIMUM SPEED	6.2 mph

BASE VITALS

⁽¹⁾ All A3 wheels come with solid inserts
⁽²⁾ Driving range is affected by selection of battery, drive motor, and tire options. It may also vary due to other factors, such as user weight, terrain, battery condition, tire condition, as well as variations in drive and control systems.

SINGLE POWER OPTION K0856

MULTIPLE POWER OPTIONS K0861



Ultra Low Maxx CG Power Positioning System on ROVI A₃

Dealer Name: _____

Dealer Account Number: _____

PO #: _____

Tag: _____

BASE FENDER COLOR

- Select Color: **STD** **With Lights⁽¹⁾ \$1,195**
- Blizzard White Part # 800914-00200-03 Part # 800914-00201-03
 - Matte Black Part # 800914-00200-50 Part # 800914-00201-50
 - Solar Yellow Part # 800914-00200-69 Part # 800914-00201-69
 - Motion Green Part # 800914-00200-36 Part # 800914-00201-36
 - Original Orange Part # 800914-00200-23 Part # 800914-00201-23
 - Bright Blue Part # 800914-00200-40 Part # 800914-00201-40
 - Red Delicious Part # 800914-00200-21 Part # 800914-00201-21
 - Party Pink Part # 800914-00200-2C Part # 800914-00201-2C
 - Purple Reign Part # 800914-00200-80 Part # 800914-00201-80
- Matching Battery Doors (select fender color first) . . . \$495

1. Fully integratd LED lighting kit. Includes headlights, taillights and turn signals. Must select Joystick for Lights feature or Omni for operation.

Please see Custom Design Options on page 15 and 16.



TIRE OPTIONS

- Standard Solid Tires Part # STIRES **STD**
- Pneumatic Tires Part # PTIRES **\$199**

WHEELCHAIR TRANSPORT BRACKETS

- Wheelchair Transport Brackets⁽¹⁾ Part # XBKTS **\$250**

1. For unoccupied use only

SINGLE POWER OPTIONS - K0856

- ROVI A₃ 5.8 mph Quick Speed Motors ⁽¹⁾
HCPCS Code: K0856 Part # 888WNLEA3-MPS. **\$7,595**
 Optional 6.2 mph High Speed Motors⁽²⁾ **\$950**
with OnTraxx Enhanced Driving Module Part # HSM62
- OnTraxx Enhanced Driving Module
HCPCS Code: K0108 Part # OEDM. **\$750**
- R-Net LED Remote Joystick⁽³⁾ Part # D51122. **STD**
- R-Net Color Remote Joystick with Monojacks⁽³⁾
Part # D51165 **N/C**
- R-Net Expandable Controller⁽⁴⁾ HCPCS Code: E2377
Part # D51109 **\$615**
- R-Net Harness for Expandable Controller⁽⁴⁾
HCPCS Code: E2313 Part # REH **\$595**

1. Price of the powerbase includes: Active Ride Control suspension, tie-down hardware for 4-point strap system, 8 amp off-board charger, flat free inserts and positioning belt, Weight capacity is 300 lbs.
2. When selecting an increased speed motor package there is a reduction in torque output by roughly 15%.
3. Requires R-Net Controller and Harness. Light package is not available with this joystick.
4. Required for R-Net Remote Joysticks & Specialty Drive Controls.

MULTIPLE POWER OPTIONS - K0861

- ROVI A₃ 5.8 mph Quick Speed Motors ⁽¹⁾
HCPCS Code: K0861 Part # 888WNLEA3-MPM. **\$7,595**
 Optional 6.2 mph High Speed Motors⁽²⁾ **\$950**
with OnTraxx Enhanced Driving Module Part # HSM62
- OnTraxx Enhanced Driving Module
HCPCS Code: K0108 Part # OEDM. **\$750**
- R-Net LED Remote Joystick⁽³⁾ Part # D51122. **STD**
- R-Net Color Remote Joystick with Monojacks⁽³⁾
Part # D51165 **N/C**
- R-Net Expandable Controller⁽⁴⁾ HCPCS Code: E2377
Part # D51109 **\$615**
- R-Net Harness for Expandable Controller⁽⁴⁾
HCPCS Code: E2313 Part # REH **\$595**

1. Price of the powerbase includes: Active Ride Control suspension, tie-down hardware for 4-point strap system, 8 amp off-board charger, flat free inserts and positioning belt, Weight capacity is 300 lbs.
2. When selecting an increased speed motor package there is a reduction in torque output by roughly 15%.
3. Requires R-Net Controller and Harness. Light package is not available with this joystick.
4. Required for R-Net Remote Joysticks & Specialty Drive Controls.

OPTIONAL JOYSTICKS

- R-Net LED Remote Joystick for Lights⁽¹⁾
Part # D51108 **\$500**
- R-Net Color Remote Joystick with Monojacks for Lights⁽¹⁾ Part # D50982 **\$650**
- R-Net Advanced Joystick⁽¹⁾ Part # D51711. **\$1295**
3.5" high-resolution VGA color display IR Control as standard
Includes Integrated Bluetooth module available.
- R-Net Omni Display for Specialty Drive Input⁽¹⁾⁽²⁾
Part # D50881 **\$950**

1. Requires an R-Net Controller and Harness selected with base.
2. Specialty Items required must ship to Motion Concepts for install.

R-NET ATTENDANT CONTROLLER

- R-Net Attendant Control HCPCS Code: E2331
Part # D50882 **\$950**
Specify Mounting Location: _____



Please note that the HCPCS codes indicated on this order form are our interpretation of the new codes and how we believe our products should be coded. The individual DMERCs will determine if our interpretation is appropriate and whether or not items coded will be accepted or denied. Motion Concepts cannot guarantee that use of the designated codes will ensure coverage or payment. Contact the insurer to confirm compliance with coding and coverage policy

Dealer Name: _____

Dealer Account Number: _____

PO #: _____

Tag: _____

SPECIALTY CONTROLS TO BE SENT TO MOTION CONCEPTS FOR INSTALL PLEASE SPECIFY

Type: _____

Specialty Control Mount:
 Right Left Specify _____

Display Mount:
 Right Left Specify _____

Mode Switch Mount:
 Right Left Specify _____

On/Off Mount:
 Right Left Specify _____

List Other: _____
 Specify Mounting Location: _____

NOTE: Systems Include Seat Pan, Back Pan, Standard Armrests and Front Rigging. They are designed for use with a 2" - 3" cushion.

REHAB SEAT SYSTEM

Ultra Low Maxx Rehab Seat⁽¹⁾ \$1,995
 Part # ULMRS

1. Not available with 12" Power Adjustable Seat Height Module - Order Ultra Low Maxx Elevate Lift Seat Only under Systems.

SYSTEMS MUST SELECT ONE SYSTEM

Ultra Low Maxx CG Tilt (50°) Only System⁽¹⁾ \$6,595
 HCPCS code E1002 Part # ULMT

Ultra Low Maxx CG Tilt (50°) and Power Recline (170°) System with Extended Shear Reduction (ESR)⁽¹⁾
 HCPCS code E1007 Part # ULMTRE **\$10,795**

Ultra Low Maxx CG Tilt (50°) and Power Recline (170°) System with Synchronized Power Sliding Back (PSB)⁽¹⁾
 HCPCS code E1008 Part # ULMTRP **\$10,995**
 (Requires Multi-Function Electronics)

Ultra Low Maxx Recline Only System (170°) with Extended Shear Reduction (ESR) \$5,450
 HCPCS code E1004 Part # ULMRE

Ultra Low Maxx Recline Only System (170°) with Synchronized Power Sliding Back (PSB)⁽²⁾ \$6,250
 HCPCS code E1005 Part # ULMRP

Ultra Low Maxx Elevate Lift Seat Only System⁽³⁾
 12" Elevation - up to 250lbs Part # ULME. **\$4,995**

1. Tilt will be reduced to 45° if adding an Elevating Lift Seat Module.
 2. Only available on seat sizes 17" wide and greater.
 3. Not available on seat sizes greater than 20" wide by 20" deep, call Customer Service for options.

MODULES MUST SELECT SYSTEM-TO ADD MODULES

Recline Body Fit (Minimum finished back widths of 16") **\$995**

(This option allows the seat back to be narrower than the seat pan. For example an 18" back pan width with a 20" seat width is accomplished by selecting "2" Narrower" option.)

2" Narrower Part # BFS2 **4" Narrower** Part # BFS4

10° Fixed Anterior Assist⁽¹⁾ Part # FA10 **\$750**

5° Fixed Anterior Assist⁽²⁾ Part # FA5 **N/C**

5° Fixed Pre-Tilt⁽¹⁾⁽²⁾ Part # PRETILT **N/C**

30° Precline Module⁽³⁾ only available with Recline \$500

HCPCS code K0108 Part # PRM30

8° Precline Module⁽³⁾ only available with Recline N/C

HCPCS code K0108 Part # PRM8

Single Post Angle Adjustable Fold Down Back⁽⁴⁾⁽⁵⁾
 (Folds to 25° forward) - weight capacity 250lbs. **\$750**

Matrix Interface Part # SPBMI
 (Select Matrix back from upgradeable section page 7)

Contour Style Backrest Interface Part # SPBCI
 (Select Contour back from upgradeable section page 7)

1. This module may limit front rigging options. The 10° Fixed Anterior Assist option adds approximately 3.6" to the seat to floor height at zero degrees(level). The 5° Fixed Anterior Assist adds approximately 2" to the seat to floor height at zero degrees(level).

2. This Fixed Pre-tilt option adds approximately 2" to the front seat to floor height.

3. Total degrees of recline is 170° ie: if 30° degrees of precline is used, then 140° degrees of recline will be available

4. Single Post Back is an angle adjustable back between 73° and 109° in 6° increments from 17° forward to 19° back. The back folds down and is only available for 16"-20" seat widths & 21"-24" back height. A minimum 4" gap from bottom of back to seat pan is required.

5. This option is not available with a vent tray and has a 250lb weight capacity.

POWER ADJUSTABLE SEAT HEIGHT MODULE

12" Power Adjustable Seat Height Module⁽¹⁾⁽²⁾

HCPCS code E2300 (Scissor Mechanism)
 Weight Capacity up to 250lbs⁽³⁾ max. Part # ESM12 **\$2,495**

1. Uses an integrated Tilt/Lift mechanism, tilt is 45° and the seat to floor height is not affected by the Power Adjustable Seat Height Module.

2. Not available on seat sizes greater than 20" wide by 20" deep, call Customer Service for options.

3. For weights greater than 175 lbs tilt while elevated is not available. Call Customer Service for details.

SPECIFICATIONS

Select Seat Width and Ultra Rail Width Adjustment

- 16" 17" 18" 19" 20" (Adjustable from 16" - 20")
 Part# SW116 SW117 SW118 SW119 SW120
- 19" 20" 21" 22" (Adjustable from 19" - 22")
 Part# SW219 SW220 SW221 SW222
- 23"⁽¹⁾ 24"⁽¹⁾ (Adjustable from 20" - 24")
 Part# BW123 BW124

Select Seat Depth and Ultra Rail Depth Adjustment

- 16" 17" 18" 19" 20" 21" (Adjustable from 16" - 21")
 Part# SD116 SD117 SD118 SD119 SD120 SD121
- 19" 20" 21" 22" 23" (Adjustable from 19" - 23")
 Part# SD219 SD220 SD221 SD222 SD223

Small Adult Sizes:

Select Seat Width⁽²⁾

- 14"⁽³⁾ 15"⁽³⁾ (Adjustable from 14" - 17")
 Part# SW314 SW315

Select Seat Depth

- 14"⁽³⁾ 15"⁽³⁾ 16" 17" 18" (Adjustable from 14" - 18")
 Part# SD314 SD315 SD316 SD317 SD318

1. Recline on this seat width is limited to 150°.
2. Other widths available, call Customer Service.
3. Recline on this seat width may be limited to 165° of recline. If one of these widths/depths are selected, you can only select one of smaller depths/widths.

LAP BELTS AND CHEST STRAPS



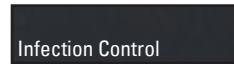



- Chest Strap 5" W x 24" L** ⁽¹⁾ Part # CS \$210
- Padded Lap Belt 2 point**⁽¹⁾
 HCPCS code E0978 Part # PLB2 \$170
- Padded Lap Belt 4 point**⁽¹⁾
 HCPCS code E0978 Part # PLB4 \$215

Push Button Style Seat Belt STD

- Part # 48" BELT48 60" BELT60 71" BELT71

1. 67" length only option.

CUSHION COVER REFERENCE GUIDE

						
						
Cushion	Meshtex	Startex	Infection	Spacetex	Fusion	Onyx
Libra/ Libra Adjust	N/A	STD	\$50	N/C	N/A	N/A
PS/PSP	N/A	STD - Reversible	STD - Reversible	N/A	N/A	N/A
Vi	STD	\$50	\$50	N/A	\$150	\$100

MATRIX SEAT CUSHION OPTIONS

- Matrx Libra Seat Cushion 14" w-20" w**
 HCPCS Code E2624 \$485
- Matrx Libra Seat Cushion 21" w**
 HCPCS Code E2624 \$525
- Matrx Libra Seat Cushion 22" w**
 HCPCS Code E2625 \$595
- Matrx Libra Adjust Seat Cushion 14" w-20" w**
 HCPCS Code E2624 \$625
- Matrx Libra Adjust Seat Cushion 21" w**
 HCPCS Code E2624 \$665
- Matrx Libra Adjust Seat Cushion 22" w**
 HCPCS Code E2625 \$735
- Matrx PS Seat Cushion 14" w - 20" w /Reversible Cover**
 HCPCS Code E2605 \$345
- Matrx PS Seat Cushion 21" w - 24" w**
 HCPCS Code E2606 Select Smooth Cover Fabric Cover \$695
- Matrx PSP Seat Cushion 14" w - 20" w /Reversible Cover**
 HCPCS Code E2607 \$395
- Matrx Vi Seat Cushion 14" w - 20" w**
 HCPCS Code E2607 \$425
- Matrx Vi Seat Cushion 21" w - 22" w**
 HCPCS Code E2608 \$475
- Matrx Vi Seat Cushion 23" w - 24" w**
 HCPCS Code E2608 \$625
- "ON-CHAIR" Cushion Credit** Part # OCCC (\$90)

FABRIC OPTIONS FOR CUSHIONS

- Spacetex Fabric Option for Libra Cushion Part # SFLF N/C
- Infection Control Fabric Option for Libra Cushion
 Part # IGFL \$50
- Onyx Fabric Upgrade for Matrx Vi Cushion Part # OGUMA ... \$100
- Startex Fabric Upgrade for Matrx Vi Cushion
- Smooth Side up Part # SFVS \$50
- Fabric Side up Part # SFVF \$50

MATRIX ELAN HEADREST PAD HCPCS code E0955

- Matrx Elan Standard Pad** \$235
 Part # 6" Pad ESP6 10" Pad ESP10 14" Pad ESP14
- Matrx Elan Standard Pad with Infection Control** ... \$235
 Part # 6" Pad ESP6-IC 10" Pad ESP10-IC 14" Pad ESP14-IC
- Matrx Elan Occipital Pad** \$235
 Part # 9" Pad EOP9 12" Pad EOP12
- Matrx Elan Occipital Pad with Infection Control** ... \$235
 Part # 9" Pad EOP9-IC 12" Pad EOP12-IC
- Matrx Elan 4-Point Pad (11" W x 10" H)** \$325
 Part # Standard Cover E4POINT Infection Control E4POINT-IC

More Headrest options and Headrest Hardware on next page...

Dealer Name: _____

Dealer Account Number: _____

PO #: _____

Tag: _____

MOTION CONCEPTS HEADREST PAD HCPCS code E0955

- Motion Concepts Standard Part # MCSH \$295
- Motion Concepts Auto Style⁽¹⁾ Part # MCOH \$350

1. Comes Standard with Fixed Mounting hardware; for use on Matrix PB or Elite Backs you must select the removable hardware upgrade below.

HEADREST MOUNTING HARDWARE OPTIONS

- Fixed Mounting (non-removable)⁽¹⁾ Part # FM N/C
- Elan Headrest Hardware - Multi-Axis Removable
HCPCS code E1028 Part # MEHW \$220
- Motion Concepts Multi - Axis Removable Mounting
HCPCS code E1028 Part # MAHU \$195
- OMIT: Headrest Part # OHR N/C

1. Unless selecting a "Removable" hdwr option, this Headrest will come standard w/ Fixed Straight Mounting Hardware (non-removable)

FINISHED BACK HEIGHTS⁽¹⁾

Finished Back heights for Tilt Only Systems⁽²⁾

- 18" 19" 20" 21" 22" 23" 24" 25"
- Part# FBT18 FBT19 FBT20 FBT21 FBT22 FBT23 FBT24 FBT25

Finished Back heights for Tilt/Recline Systems⁽³⁾

- 20" 21" 22" 23" 24" 25" 26" 27"
- Part# FBR20 FBR21 FBR22 FBR23 FBR24 FBR25 FBR26 FBR27

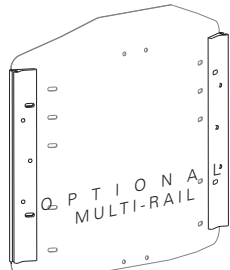
- 1. Comes with standard cane height.
- 2. 4" gap is recommended for Tilt systems to allow for the seat cushion.
- 3. 6" gap is recommended for systems with Recline/ESR.

TILT ONLY - BACK CANE/SPREADER BAR OPTIONS

- Maxx Style Back Spreader Bar Part # MSBSB STD



- Classic Style Back Spreader Bar Part # CSBSB N/C
- Optional Multi-Rail Part # OMR \$150



TILT ONLY - BACK CANE/SPREADER BAR OPTIONS

Standard Tilt Back Canes

Measured from Seat pan to top of back cane

- 18" 20" 22" 24" N/C
- Part # SBC18 SBC20 SBC22 SBC24
- Select Cane Angle 75° 79° 85° 90° 95° 101° 106° 112° 116°
- Part # BA75 BA79 BA85 BA90 BA95 BA101 BA106 BA112 BA116

Angled (5°) Tilt Back Canes 20" 22" 24" N/C

- Part # ABC20 ABC22 ABC24
- Select Cane Angle 81° 84° 91° 96° 101° 106° 111° 117° 121°
- Part # BA81 BA84 BA91 BA96 BA101 BA106 BA111 BA117 BA121

Endomorph Back Canes⁽¹⁾⁽²⁾ 22" Part # EBC22 24" Part # EBC24

- Select: 1" 2" 4" **Narrower \$250**
- Part # EBCN1 EBCN2 EBCN4

10° Mid-Angle Tilt Back Canes⁽²⁾ \$250

- 18" 20" 22" 24"
- Part # TBC18 TBC20 TBC22 TBC24

- 1. Comes standard with Cantilever Armrests Cane mounted.
- 2. Quick Height Adjustment on Backrest not available.

BACK OPTIONS

- Standard Rehab Back and Back cushion Part # SRB
Finished height from 18" to 27" N/C

- Additional Super Soft/HR Foam⁽¹⁾ Part # SS \$100

- Matrix Fabric Upcharge Part # MFU \$100

Planar interface plate⁽²⁾⁽³⁾

- Select one: Flat Part # PIPF Recessed Flat Part # PIPR \$125

- OMIT: Rigid Back Pan & Cushion⁽⁴⁾ Part # ORBC (\$75)

- OMIT: Back Cushion Only Part # OBC (\$25)

- 1. Additional foam added may impact seat depth.
- 2. Included with all Recline Systems when no back is selected. May also be used as an interface for after market backs.
- 3. Not available on tilt only or tilt/elevate systems, for use with recline module.
- 4. Not available with Recline/ESR or Recline/PSB.

Dealer Name: _____

Dealer Account Number: _____

PO #: _____

Tag: _____

BACK COVER REFERENCE GUIDE

Meshtex	4-way Stretch Polyester	Infection Control
Fusion	Onyx	

Back	Meshtex	Polyester	Infection	Fusion	Onyx
Contour	N/A	STD	N/A	N/A	\$100
High	STD	N/A	N/A	\$100	\$100
Elite/ Elite HD/Elite Deep	STD	N/A	\$100	N/A	N/A
Elite TR/ Elite TR HD	STD	N/A	\$100	N/A	N/A
PB/PB HD/PB Deep/PB HD Deep	STD	N/A	\$100	N/A	N/A

UPGRADABLE BACK OPTIONS

- Contour Back 15" wide** HCPCS Code E2613**\$495**
Specify actual back height dimension: 12" 15" 17"
- Contour Back 16"-20" wide** HCPCS Code E2613**\$495**
Specify actual back height dimension: 12" 15" 17" 21"
- Contour Back 21"-22" wide** HCPCS Code E2613 /E2614 . . .**\$595**
Specify actual back height dimension: 15" 17" 21"
- High Back 16"-22" wide** HCPCS Code E2620**\$595**
Specify actual back height dimension: 16" 18" 20"
- Matrx Elite Back 14"-20" wide** (3" Contour)**\$625**
HCPCS Code E2620 Specify actual back height dimension:
14" 16" 18" 20"
- Matrx Elite HD Back 21"-24" wide** (3" Contour) . . .**\$795**
HCPCS Code E2620 for 21"w E2621 for 22"w and greater
Actual back height dimension: 16" 20"
- Matrx Elite TR Back 15"-20" wide** (3" Contour)
HCPCS Code E2620 Specify actual back height dimension:**\$650**
14" 16" 18" 20"
- Matrx Elite TR HD Back 21"-24" wide** (3" Contour)
HCPCS Code E2620 for 21"w E2621 for 22"w and greater
Specify actual back height dimension:**\$845**
20"
- Matrx Elite Deep Back 14"-20" wide** (6" Contour) .**\$760**
HCPCS Code E2620 Specify actual back height dimension:
14" 16" 18" 20"
- Matrx Elite Deep HD Back 21"-24" wide** (6" Contour)**\$930**
(For Systems 20"-22" wide and over 300lbs)
HCPCS Code E2620 (Sizes up to 21" W)/E2621 (Sizes 22" W and greater)
Specify actual back height dimension:
16" 18" 20"

UPGRADABLE BACK OPTIONS

- Matrx PB Back 14"-20" wide** (5" Contour)**\$625**
HCPCS Code E2620
Specify actual back height dimension: 12" 16" 20"
- Matrx PB HD Back 21"-24" wide**⁽¹⁾ (5" Contour)**\$835**
(For Systems 20"-22" wide and over 300lbs)
HCPCS Code E2615 for 20"w E2616 for 22" W and greater
Specify actual back height dimension: 16" 20"
- Matrx PB Deep Back 14"-20" wide** (7" Contour)**\$645**
HCPCS Code E2615
Specify actual back height dimension: 12" 16" 20"
- Matrx PB HD Deep Back 21"-24" wide**⁽¹⁾ (7" Contour)**\$935**
(For Systems 20"-22" wide and over 300lbs)
HCPCS Code E2615 for 20"w E2616 for 22" W and greater
Specify actual back height dimension: 16" 20"
- "ON-CHAIR" Matrx Back Credit Part # OCBC (\$125)

1. The Heavy Duty PB Back and PB Deep Back are not available on Recline systems with seat widths of 21" and 22".

OTHER UPGRADABLE BACK OPTIONS

- Super Soft Foam for Elite Back Upgrade Part # EBSS \$100
- Onyx Fabric Upgrade for High Backs Part # OCUHB. \$100
- Onyx Fabric Upgrade for Contour Backs Part # OCUCB. \$100
- Infection Control Cover for Elite/PB Backs Part ## WSCU. \$100
(purchased with back)
- Infection Control Cover for Elite/PB Backs Part ## WSC. \$150
(purchased without back)
- Chest Harness Interface Kit for Elite Back⁽¹⁾⁽²⁾ Part # CHIEB. \$45
- Chest Harness Interface Kit for PB Back⁽¹⁾⁽²⁾ Part # CHIPB. \$45

1. Does not include the chest strap.
2. This Interface Kit is only required for 4 point harnesses.

Dealer Name: _____
 Dealer Account Number: _____
 PO #: _____
 Tag: _____

TILT ARMRESTS

Adult Dual Post Adjustable Height With Quick Height Adjustment Lever (pair) STD

Select Size: (9"-13") (12.75"-15.75") (15.75"-18.75")
 Part # DP1 DP2 DP3

Select: Flat pouch Glove Boxes
 Part # FP GB

Add: **OutBack Arm Option⁽¹⁾** (each) **Specify:**
 Select: Right Part # OAR Left Part # OAL **\$195**
 (Allows outward rotation while flipping back armrest)

Ultra Rail Mounted Flip Back Cantilever Maxx Tilt Arm⁽²⁾(3)(9"-12") (pair) Part # RMCAN. **\$250**
 Add Dual Post Module (pair) Part # DPM **\$250**

Cantilever Arms for Endomorph Back Canes
 (see page 6)(pair) Part # CAFEBC **STD**

1. Only available with Dual Post and Recline Adjustable Armrests.
2. Mounts to Seat Rail. Slotted upper tube for infinite fore/aft adjustment of arm pad.
3. Not available with Small Adult Sizes.

RECLINE ARMRESTS

Reclining Adjustable Height (9"-13") (13"-16") **STD**
 Part # RC1 RC2

Add: **OutBack Arm Option⁽¹⁾** (each) **Specify:**
 Select: Right Part # OAR Left Part # OAL **\$195**
 (Allows outward rotation while flipping back armrest)

Maxx Style Cane Mounted Height & Width & Angle Adjustable Cantilever Flip Back Armrest for Recline⁽²⁾ Systems (pair) \$250
 Select Straight Arm Configuration - range (9.5"-13") Part # MCAN1
 Select Curved Arm Configuration - range (12.5"-16") Part # MCAN2

NEW **Outback Cantilever Recline Armrest⁽²⁾(pair) \$350**
 Select Range: (9"-12") (12"-15")
 Part # OCRA1 OCRA2

Cane Mounted Height & Angle Adjustable Cantilever Flip Back Armrest with/Quick Lock Mechanism⁽²⁾ for Recline Systems (pair) \$350
 Select Range: (9.5"-12") (10"-13") (13"-16")
 Part # CANQ1 CANQ2 CANQ3

1. Only available with Dual Post and Recline Adjustable Armrests.
2. Not available with small adult seat sizes.

ARMREST TUBE LENGTH

LEFT Armrest Tube Select: Full Part # ATFL
 Desk Part # ATDL
RIGHT Armrest Tube Select: Full Part # ATFR
 Desk Part # ATDR

ARM PADS

Modular Arm Pads⁽¹⁾ (each) \$32

Left Full(14") Part # MAPTFL Desk(10") Part # MAPTDL

Must select Pad Insert:

Iskin - Integrated soft skin foam Part # ISSFL
 Startex Covered Visco foam Part # SCVFL

Right Full(14") Part # MAPTFR Desk(10") Part # MAPTDR

Must select Pad Insert:

Iskin - Integrated soft skin foam Part # ISSFR
 Startex Covered Visco foam Part # SCVFR

Standard Pads⁽²⁾ (each) STD

Left Full(14") Part # SAPFL Desk(10") Part # SAPDL

Right Full(14") Part # SAPFR Desk(10") Part # SAPDR

Waterfall Arm Pads⁽²⁾ (each) \$18

Left Full(14") Part # WAPFL Desk(10") Part # WAPDL

Right Full(14") Part # WAPFR Desk(10") Part # WAPDR

Flat Multi Position Pads (each) \$28

Left Full(14") Part # MPAFL Desk(10") Part # MPADL

Right Full(14") Part # MPAFR Desk(10") Part # MPADR

Gel Pads (each)

Narrow (2"x12") \$75

Left Part # GAPNL **Right** Part # GAPNR

Wide (3.5"x12") \$75

Left Part # GAPWL **Right** Part # GAPWR

Long (3.5"x14") \$90

Left Part # GAPLL **Right** Part # GAPLR

Ergonomic Arm Trough (4.5"x13")

Left Part # EATL HCPCS Code E2209 **\$85**

Right Part # EATR HCPCS Code E2209 **\$85**

Flat Hand Pad (4.5" x 5") - Compatible Only w/Ergonomic Arm Trough

Left Part # FHPL HCPCS Code K0108 **\$55**

Right Part # FHPR HCPCS Code K0108 **\$55**

Arm Pad Storage/Cup Holder⁽³⁾

Left Part # APSL **\$295**

Right Part # APSR **\$295**

OMIT: Armpads⁽⁴⁾ (7/8" diameter tube) Part # OAP. (\$25)

1. Requires interchangeable pad insert.
2. Full length pad not compatible with the desk length armrest tube.
3. Only available on Non-Joystick side. Not available on Outback Cantilever Recline Armrests.
4. Must specify the Arm Tube lengths.

FIXED HIP/KNEE SUPPORTS

Lateral Hip Support Pad with Fixed Mounting LEFT . \$120

HCPCS code E0956

Mounted at HIP Pad Size:

- XS(5.5"W x 4"H) Part # HSPXLH
- S(7"W x 6"H) Part # HSPSLH
- M(9"W x 4"H) Part # HSPMLH
- L(13"W x 4"H) Part # HSPLLH

Mounted at KNEE Pad Size:

- XS(5.5"W x 4"H) Part # HSPXLK
- S(7"W x 6"H) Part # HSPSLK
- M(9"W x 4"H) Part # HSPMLK
- L(13"W x 4"H) Part # HSPLLK

Lateral Hip Support Pad with Fixed Mounting RIGHT. . \$120

HCPCS code E0956

Mounted at HIP Pad Size:

- XS(5.5"W x 4"H) Part # HSPXRH
- S(7"W x 6"H) Part # HSPSRH
- M(9"W x 4"H) Part # HSPMRH
- L(13"W x 4"H) Part # HSPLRH

Mounted at KNEE Pad Size:

- XS(5.5"W x 4"H) Part # HSPXRK
- S(7"W x 6"H) Part # HSPSRK
- M(9"W x 4"H) Part # HSPMRK
- L(13"W x 4"H) Part # HSPLRK

REMOVABLE & SWING AWAY HARDWARE UPGRADE

HARDWARE TO CONVERT ABOVE HIP SUPPORT TO UPGRADE TO REMOVEABLE/SWINGAWAY HIP OR KNEE SUPPORTS

Lift Off Removable Hardware for Hip Support

(Hip position only) HCPCS code E1028

- LEFT Part # LOHL\$195
- RIGHT Part # LOHR\$195

Swing Away Removable Hardware for Hip Supports

HCPCS code E1028

- LEFT Mounted at Hip Part # SHSHLH\$215
- RIGHT Mounted at Hip Part # SHSHRH\$215
- LEFT Mounted at Knee Part # SHSHLK\$215
- RIGHT Mounted at Knee Part # SHSHRK\$215

Maxx Style Quick Release, Removable, Multi-Axis

Mounting Hardware for Hip Supports HCPCS code E1028

- LEFT Mounted at Hip Part # MHSHLH\$215
- RIGHT Mounted at Hip Part # MHSHRH\$215
- LEFT Mounted at Knee Part # MHSHLK\$215
- RIGHT Mounted at Knee Part # MHSHRK\$215

Extended Maxx Style Quick Release, Removable, Multi-Axis

Mounting Hardware for Hip Supports⁽¹⁾ HCPCS code E1028

- LEFT Mounted at Hip Part # EMQHLH\$215
- RIGHT Mounted at Hip Part # EMQHRH\$215
- LEFT Mounted at Knee Part # EMQHLK\$215
- RIGHT Mounted at Knee Part # EMQHRK\$215

1. Recommended when finished seat cushion thickness will be greater than 3.5" high.

STANDARD FRONT RIGGING RECEIVERS

CALL TO CONFIRM ON SEAT SIZES BELOW 16"W X 16"D

- Pride HD Drop-in Receivers Only Part # PHDR STD
- Pride Style #8 Swing Away Receivers Only Part # PSAR STD
- Invacare Action Receivers Only 70NHD Part # IAR STD
- Quickie 70 Swing Away Receivers Only Part # Q70R STD
- Quickie 70HD Swing Away Receivers Only Part # Q70HDR STD

STANDARD FRONT RIGGING

Fixed Center Mount Foot Platform⁽¹⁾ Part # FCMP N/C

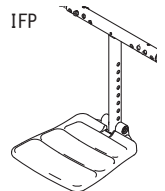
Comes with Rubber Coated Footplatform Part # IFP

Set at 70° 90° 97°

Part # SA70 SA90 SA97

Seat pan to footplate: 9"-13" Part # SPTF1

13"-17" Part # SPTF2



Invacare 70° Swingaway Footrests (Pair)⁽²⁾ Part # 170SAF N/C

Comes with composite foot plates Part # 170-OF

- 3" ground clearance required.
- Includes composite footplates and are not covered by Motion Concepts Lifetime warranty.

POWER CENTER MOUNT FOOT PLATFORM OPTIONS

MUST BE COMPLETED	Measurement in Inches
Knee to Heel:	
Cushion Thickness: (Subtract)	
Cushion Compression:(Add)	
Seat Pan to Footplate:(Total)	

LNx Power Center Mount Foot Platform⁽¹⁾⁽²⁾ HCPCS code E1012 Part # LNx \$2,995

13"-19" unlimited adjustability

Short KTH option 10"-14" unlimited adjustability Part # LNx-S ... N/C

Comes standard with a rubber coated footplate 11 1/2" W x 10" Part # IFP

Comes standard with individual calf pads Part # ICP

Add: **One Piece Malleable Calf Panel Part # OPCP\$250**

Latitude Style Foot Platform Part # LSFP \$2,995

For Finished Knee to heel measurements of 6.5"-12"

Latitude Style Padded Foot Plate Part # LSPFP\$250

- There is 8" of anti-shear extension.
- 2 1/2" of ground clearance required.

MANUAL CENTER MOUNT FRONT RIGGING

Maxx Style Fixed Center Mount Foot Platform⁽¹⁾⁽²⁾

Part # MSFCMFP **\$395**

Comes standard with a rubber coated footplate 11½" W x 10" Part # IFP

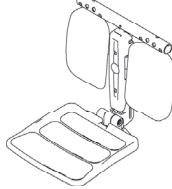
Comes standard with individual calf pads Part # ICP

Set at 70° 90° 97°

Part # SA70 SA90 SA97

Seat pan to footplate: 9"-13" Part # SPTF1

Seat pan to footplate: 13"-19" Part # SPTF14



Invacare Center Mount Adjustable Knee Angle⁽²⁾ **\$595**

Part # IAKACM (CTMT)

Seat pan to footboard: (9.25" - 12") Part # SPTF3

(12.25" - 15") Part # SPTF4

Select Individual foot plates or footboard

(5.25"Wx7.5"D) (5.5"Wx9.5"D) (5.9"Wx11.5"D) Footboard

Part # SM

Part # MDM

Part # LRG

Part # FB

Invacare Calf Pads for use with CTMT Part # CALF **\$268**

1. Depth and height adjustable.
2. 3" ground clearance required.

FOOT PLATFORM OPTIONS FOR MAXX/LNX CMFP



Small Flip-up Foot Platform⁽¹⁾ **\$180**
(12"W x 8.5"D) Part # SFFP



Medium Flip-up Foot Platform⁽¹⁾ **\$180**
(12"W x 10.75"D) Part # MFFP



Large Flip-up Foot Platform⁽¹⁾ **\$250**
(14.5"W x 13"D) Part # LFFP



Extra Large Flip-up Foot Platform⁽¹⁾ **\$250**
(17"W x 13"D) Part # XLFFP



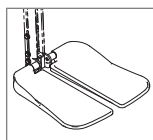
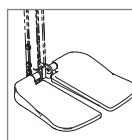
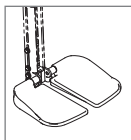
Extra, Extra Large Flip-up Foot Platform⁽¹⁾ **\$250**
(21"W x 13"D) Part # XXLFFP

1. May cause interference with certain bases and seat widths call to confirm configuration.

INDIVIDUAL FOOT PLATE OPTIONS FOR MAXX/LNX CMFP

In cast aluminum with built in heel cups and rubber mat

Select:



Left: S(5"W x 7.5"D) M(5.5"Wx9.5"D) L(6"Wx11.5"D) **\$165**
Part # IFSL IFML IFLL

Right: S(5"W x 7.5"D) M(5.5"Wx9.5"D) L(6"Wx11.5"D) **\$165**
Part # IFSR IFMR IFLR

POWER FRONT RIGGING OPTIONS⁽¹⁾

Maxx Style Swing-Away Power Elevating

Pivot Legrests⁽²⁾ HCPCS code E1010 Part # MSPPL **\$2,490**

Select Receivers: Straight Part # RS Flared outward 1" Part # RF

Seat pan to footplate: S (10"-14") Part # SPTF5 M (13"-17") Part # SPTF2 L (16"-20") Part # SPTF7

Select Function: Individual⁽³⁾ Part # INDA Combined Part # COMA Synchronized W/Recline Part # SYNA

Calf pad options (Pair) **\$275**

Select: Flat Pads Part # FCPMS Curved Calf pads⁽⁴⁾ (inside width is 6") Part # CCPMS

1. Comes standard with moulded i-skin calf pads.
2. Includes Swing Away receivers, Pivot Plus Legrests and actuators. Legs swing away manually.
3. Individual legs count as two functions.
4. Not available on 14" and 15" seat widths. For 16" and 17" seat widths you must select flared receivers.

MANUAL FRONT RIGGING OPTIONS

Maxx Style Swing-Away Manual Elevating

Pivot Legrests Part # MMPPSA **\$680**

Select Receivers: Straight Part # RS Flared outward 1" Part # RF

Seat pan to footplate: S (10"-14") Part # SPTF5 M (13"-17") Part # SPTF2 L (16"-20") Part # SPTF7

Calf pad options (Pair) **\$275**

Select: Flat Pads Part # FCPMS Curved Calf pads⁽²⁾ (inside width is 6") Part # CCPMS

1. Comes standard with moulded i-skin calf pads.
2. Not available on 14" and 15" seat widths. For 16" and 17" seat widths you must select flared receivers.

SWING AWAY FRONT RIGGING OPTIONS

Heavy Duty 70° Swing away Footrests⁽¹⁾ (Pair) **\$495**

Part # HD70

Select Receivers: Straight Part # RS Flared outward 1" Part # RF

Seat pan to footplate: XS (6"-11") Part # SPTF11 S (11"-15") Part # SPTF8 M (13"-17") Part # SPTF2 L (16"-20") Part # SPTF7

Calf pads for HD Swing Away Footrests (Pair) . . . **\$275**

Select: Flat Pads Part # HD70FCP Curved Calf pads⁽²⁾ (inside width is 6") Part # HD70CCP

Select Footplates on page 11 under Foot plate options:

Residual Limb Support (6.75"W x 9.75"L x 2"H)⁽³⁾ . . . **\$495**

HCPCS code E1020

Select: Left Part # RLSL Right Part # RLRS

1. Heavy duty durable construction (4.5lbs ea.).
2. Not available on 14" and 15" seat widths. For 16" and 17" seat widths you must select flared receivers.
3. Swing away and removable, 50° of angle adjustment, 3.5" height adjustment and 2" of for/aft adjustment.

Select Footplates on page 12 Foot plate options:

Dealer Name: _____

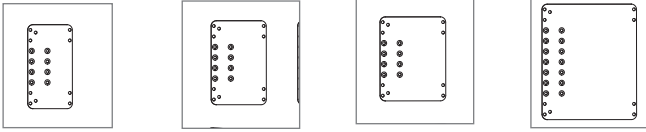
Dealer Account Number: _____

PO #: _____

Tag: _____

FOOT PLATE OPTIONS FOR ELEVATING & SWING AWAY FRONT RIGGING ⁽¹⁾

SELECT FOOTPLATE SIZE FOR BELOW HARDWARE:



Adjustable Angle Foot Plates (each)
 HCPCS code K0040\$165

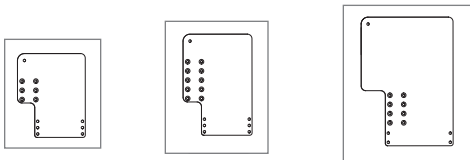
LEFT S(4.25"W x 8"D) M(5.25"Wx8"D) L(6.25"Wx8"D) XL(9"Wx11"D)
 Part # AFSL AFML AFLL AFXL

RIGHT S(4.25"W x 8"D) M(5.25"Wx8"D) L(6.25"Wx8"D) XL(9"Wx11"D)
 Part # AFSR AFMR AFLR AFXR

Multi-Axis Adjustable Angle Foot Plates(each)
 HCPCS code K0040\$225

LEFT S(4.25"W x 8"D) M(5.25"Wx8"D) L(6.25"Wx8"D) XL(9"Wx11"D)
 Part # MFSL MFML MFLR MFXL

RIGHT S(4.25"W x 8"D) M(5.25"Wx8"D) L(6.25"Wx8"D) XL(9"Wx11"D)
 Part # MFSR MFMR MFLR MFXR



Adjustable Angle Foot Plates/Cut Out (each)
 HCPCS code K0040\$165

LEFT S(7.25"W x 9"D) M(7.5"W x 11"D) L(10"W x 14"D)
 Part # AFCSL AFCML AFCLL

RIGHT S(7.25"W x 9"D) M(7.5"W x 11"D) L(10"W x 14"D)
 Part # AFCSR AFCMR AFCLR

Multi-Axis Adjustable Angle Foot Plates/Cut Out(each)
 HCPCS code K0040\$225

LEFT S(7.25"W x 9"D) M(7.5"W x 11"D) L(10"W x 14"D)
 Part # MFCSL MFCML MFCLL

RIGHT S(7.25"W x 9"D) M(7.5"W x 11"D) L(10"W x 14"D)
 Part # MFCSR MFCMR MFCLR

Heel Loops (each)HCPCS code E0951.\$20
 Left Part # HLL Right Part # HLR

1. Certain footplate sizes may not fit all seat widths depending on legrests selected.

CALF PANEL & STRAP OPTIONS⁽¹⁾

- Airmesh Calf Strap for chairs 15"-18"W - 3.5"H pad height** Part # CSM\$115
- Airmesh Calf Strap for chairs 18"-22"W - 3.5" pad height** Part # CSL\$115
- Airmesh Calf Panel for chairs 15"-18"W; 35.5"W x 9"H pad** Part # CPM\$170
- Airmesh Calf Panel for chairs 18"-22"W; 38.5"W x 9"H pad** Part # CPL\$185

1. Not available for Center Mounted Front Rigging.

ELECTRONICS SWITCH MOUNTING

Select: Left Right Do Not Mount Specialty Controls
 Part # ESML ESMR ESMD ESMS

For your ASL Drive Systems needs please refer to the ASL Electronics Price List and Order form for Rovi with RNET Electronics

SINGLE-FUNCTION ELECTRONICS

- Single/Dual Function Through Switch/Toggle⁽¹⁾** Part # SFCB **STD**
- Please Select One: Single Push Button Part # SPBS0
- Single Toggle Part # ST0
- Dual Push Button Part # DPB0
- Omit Switch Part # OS0

Add: **Reduced Drive for Elevating Seat⁽²⁾** Part # RDE\$400

Single/Dual Function Drive Control⁽¹⁾⁽³⁾ Part # SFCBA **\$1,795**
 HCPCS code E2310

- Through Joystick Part # JOY
- Through Specialty Control* Part # SC

Add: **Reduced Drive for Elevating Seat⁽³⁾** Part # RDE\$400

- Additional Switch: Single Push Button Part # SPBSA\$97
- Single Toggle Part # STA
 - Dual Push Button Part # DPBA

1. These electronics include drive lock-out and tilt limit.
 2. If reduced drive is not selected system will be in drive lock-out when elevated.
 3. Comes with an attendant control for programming.

MULTI-FUNCTION ELECTRONICS

Multi Function Through Switches/Toggles⁽¹⁾
Part # MFCBS **\$1,145**

- Select: Quad Push Button Part # QPB0
 Four-Way Toggle Part # FWTO
 8-Way Rocker⁽²⁾ Part # EWRO

Add: **Reduced Drive for Elevating Seat⁽³⁾** Part # RDE **\$400**

Multi Function Through Drive Control⁽¹⁾ Part # MFCBD **\$2,995**
HCPCS code E2311

- Through Joystick Part # JOY
 Through Specialty Control Part # SC

Includes: Reduced Drive for Elevating Seat Yes Part # RDY
 No⁽³⁾ Part # RDN

Additional Switch: Quad Push Button Part # QPB **\$97**
 Four-Way Toggle Part # FWT **\$97**
 8-Way Rocker Part # EWR **\$150**

1. These electronics include attendant control, drive lock-out, tilt/recline limit and actuator speed control.
2. Dual function is not available with 8-Way Rocker.
3. The chair is in complete drive lockout when elevated.

ELECTRONICS OPTIONS

M616 Converter⁽¹⁾ HCPCS code E2399 Part # M616S **\$125**
(Allows for multiple switch options with phono plug connection)

Feather Touch Switch - Single function **\$295**
 Dime Size Part # FTSD Quarter Size Part # FTSQ

Feather Touch Switch - Multi function **\$295**
 Dual Dime Size Part # FTMD Quad Dime Size Part # FTMQ

Stealth Egg Switch - Single function **\$77**
 Green Part # SESG Black Part # SESB

Power Shut Off Switch -Toggle Switch Only⁽¹⁾
Part # PSOS HCPCS code E2399 **\$175**

Lazarus Jump Starter⁽¹⁾ Part # LJS **\$150**
HCPCS code A9270

Accessory Port Power Supply⁽¹⁾ (3 amp capacity) Part # APPS . **\$195**

12 Piece Switch Mounting Hardware Kit Part # TPSMH. **\$39**
(additional kits)

1. Not available with the Single/Dual Function through switch/toggle Electronics.

VENT TRAYS⁽¹⁾⁽²⁾⁽³⁾

Vent Tray - Articulating⁽⁴⁾ (Without battery tray) \$1,350

- Horizontal (14W x 15D x 10H) Part # ARTVTH
 Vertical (14.625W x 10.125D x 13H) Part # ARTVTV

Vent Tray - Trilogy 100/200 (14W x 6D) Part # TRILVT \$1,350

1. The user weight limit is 225 lbs.
2. The maximum weight capacity of the vent tray is 35 lbs.
3. Vents are not standard configuration on Elevating or Precline Systems or with Single Post Backs.
4. Required for use on Recline Systems.

COMPACT-LAPTOP VENT TRAYS⁽¹⁾⁽²⁾⁽³⁾

Vent Tray Part # CVT. \$1,350

Vent Bag Holder - Articulating⁽⁴⁾⁽⁵⁾ Part # VBHA. **\$990**

Vent Bag Holder - Non-Articulating Part # VBHNA . . . **\$525**

1. The user weight limit is 225 lbs.
2. The maximum weight capacity of the vent tray is 20 lbs.
3. Vents are not standard configuration on Elevating or Precline Systems or with Single Post Backs.
4. Required for use on Recline Systems.
5. Motion Concepts does not supply the Vent Bag.

ADDITIONAL BATTERY TRAY

M50 Battery Tray for 3 M50 Batteries
Part # R350 **\$450**

Battery Tray for 2 GR34 and 1 M50 Battery
Part # R234150 **\$450**

O² HOLDERS⁽¹⁾

Non-Articulating O² Gas Holder Part # NA02H **\$395**
(Cylinder Style)

Articulating O² Gas Holder⁽²⁾⁽³⁾ **\$1,250**
Select:

- O² Gas (Cylinder Style) Part # A0HG
 Liquid O² (6.5" x 4.5") Part # A0HL

Non-Articulating IV Pole⁽⁴⁾ **\$395**

- Users Left Part # NA1PL Users Right Part # NA1PR

Articulating IV Pole⁽²⁾⁽³⁾⁽⁴⁾ Part # A1VP **\$1,250**

1. The user weight limit is 225 lbs. The maximum weight capacity of the O² holder is 20 lbs.
2. Required for use on Recline Systems.
3. Articulating O² holders are not standard configurations on Precline System, please call for quotation.
4. The maximum weight capacity of the IV pole is 5 lbs.

Dealer Name: _____

Dealer Account Number: _____

PO #: _____

Tag: _____

CUSTOM FENDER DESIGN BY BOB RICE

DESIGN DESCRIPTION

(PLEASE USE IF YOU SELECTED PERSONALIZED OPTION)

Custom Fender Design by Bob Rice \$500

Standard Fender Configuration Part # Below N/C

Fenders w/Lights Configuration Part # Below + "L" . . . \$1195



Flames
Part # CFF



Personalized
Part # CFP



Camouflage
Part # CFC



Silver Concrete
Part # CFSC



U.S. Navy
Part # CFUSN



U.S. Coast Guard
Part # CFUSCG



U.S. Air Force
Part # CFUSAF



U.S. Marines
Part # CFUSAM



U.S. Army
Part # CFUSAA

DEALER SIGN OFF

This concept is agreed to and accepted by:
Dealer Name: _____

PO #: _____

Approved with no changes

Approved with changes

Review again

Date: _____

Signature: _____

CUSTOM DIPPED DESIGN OPTIONS

Please select Fender option first, if battery doors are to match the fenders. If not make the design selection below.

Dipped Fender Designs

- Standard Fender Configuration**
Part # CDF + Code..... **\$395**
- Fenders w/Lights Configuration**
Part # CDFL + Code..... **\$1,590**
- Front Battery Door** Part # FBD + Code..... **\$395**
- Rear Battery Door** Part # RBD + Code **\$395**
- Front/Rear Battery Doors**
Combo Credit Part # FRBDC **(\$40)**
- Fenders & Front/Rear Battery Doors**
Combo Credit Part # FFRBDC **(\$85)**



CUSTOM DIPPED DESIGN OPTIONS



- U.S. Flag**
Code # 1
- Camouflage**
Code # 2
- Electric Circuit**
Code # 3
- Flames**
Code # 4
- 80's Green Rock**
Code # 5
- 80's Black Rock**
Code # 6
- Pink Camo**
Code # 7
- Flower Power**
Code # 8
- Graffiti**
Code # 9
- Animal Paw Print**
Code # 10