

**REQUIRED INFORMATION**

Date of Order: \_\_\_\_\_ **Quote**  **Order**

Dealer Name: \_\_\_\_\_

Dealer Account #: \_\_\_\_\_ PO #: \_\_\_\_\_

Tag \_\_\_\_\_

Purchasing Contact: \_\_\_\_\_

Phone: \_\_\_\_\_ Fax: \_\_\_\_\_

E-mail: \_\_\_\_\_

ATP/Therapist: \_\_\_\_\_

Ship to Address: \_\_\_\_\_

City: \_\_\_\_\_ State: \_\_\_\_\_

Zip: \_\_\_\_\_

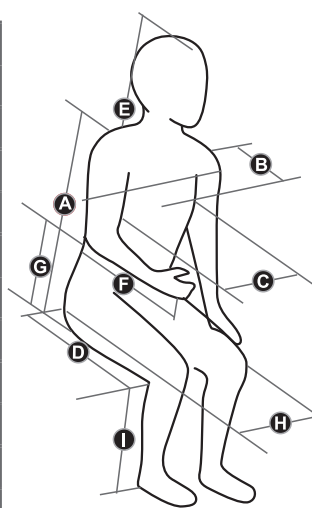
Special Client Conditions: \_\_\_\_\_

Client Gender:  M  F

**REQUIRED MEASUREMENTS**

To ensure system is accurately configured please fill in all required measurements.

Client Height:	
Client Weight (lbs):	
A. Seat to Shoulder:	
B. Trunk Depth:	
C. Chest Width:	
D. Knee to Back:	
E. Seat to Top of Head:	
F. Elbow to Hand:	
G. Seat to Elbow:	
H. Hip Width:	
I. Knee to Heel:	
Cushion Thickness:	



*Weight Capacity is up to 250lbs unless specified otherwise*



<b>HCPCS CODES</b>	K0856, K0861
<b>SUSPENSION SYSTEM</b>	Active Ride Control (ARC)
<b>BASE WIDTH</b>	25.25"
<b>BASE LENGTH</b>	36.5"
<b>DRIVE WHEEL SIZE <sup>(1)</sup></b>	14"
<b>CASTER WHEEL SIZE (front/rear)</b>	6"
<b>BASE ONLY TURNING RADIUS</b>	20.5"
<b>DRIVETRAIN</b>	4-pole EAD Motors

<b>BATTERIES</b>	2 x M34
<b>BATTERY CHARGER</b>	8A, Off Board
<b>BATTERIES WEIGHT (each)</b>	38.5 lbs
<b>RANGE <sup>(2)</sup></b>	17.7 miles
<b>WEIGHT CAPACITY</b>	300 lbs (250lbs for 407)
<b>BASE WEIGHT (w/o batteries)</b>	159 lbs
<b>GROUND CLEARANCE</b>	3"
<b>MAXIMUM SPEED</b>	6.2 mph

**BASE VITALS**

<sup>(1)</sup> All A3 wheels come with solid inserts

<sup>(2)</sup> Driving range is affected by selection of battery, drive motor, and tire options. It may also vary due to other factors, such as user weight, terrain, battery condition, tire condition, as well as variations in drive and control systems.

**SINGLE POWER OPTION K0856**

**MULTIPLE POWER OPTIONS K0861**



Dealer Name: \_\_\_\_\_

Dealer Account Number: \_\_\_\_\_

PO #: \_\_\_\_\_

Tag: \_\_\_\_\_

**BASE COLOR**

- Select Color: **STD**                      **With Lights<sup>(1)</sup> . . \$1,195**
- Blizzard White    Part # 800914-00200-03    Part # 800914-00201-03
  - Matte Black    Part # 800914-00200-50    Part # 800914-00201-50
  - Solar Yellow    Part # 800914-00200-69    Part # 800914-00201-69
  - Motion Green    Part # 800914-00200-36    Part # 800914-00201-36
  - Original Orange    Part # 800914-00200-23    Part # 800914-00201-23
  - Bright Blue    Part # 800914-00200-40    Part # 800914-00201-40
  - Red Delicious    Part # 800914-00200-21    Part # 800914-00201-21
  - Party Pink    Part # 800914-00200-2C    Part # 800914-00201-2C
  - Purple Reign    Part # 800914-00200-80    Part # 800914-00201-80
- Matching Battery Doors (select fender color first) . . . . . **\$495**

1. Fully integrated LED lighting kit. Includes headlights, taillights and turn signals. Must select Joystick for Lights feature or Omni for operation.



Please see Custom Design Options on page 13/14

**TIRE OPTIONS**

- Standard Solid Tires Part # STIRES . . . . . **STD**
- Pneumatic Tires Part # PTIRES . . . . . **\$199**

**WHEELCHAIR TRANSPORT BRACKETS**

- Wheelchair Transport Brackets<sup>(1)</sup> Part # XBKTS . . . . . **\$250**

1. For unoccupied use only

**SINGLE POWER OPTIONS - K0856**

- ROVI A<sub>3</sub> 5.8 mph Quick Speed Motors <sup>(1)</sup>  
HCPCS Code: K0856 Part # 888WNLEA3-MPS. . . . . **\$7,595**
- Optional 6.2 mph High Speed Motors<sup>(2)</sup> . . . . . **\$950**  
with OnTraxx Enhanced Driving Module Part # HSM62
- OnTraxx Enhanced Driving Module  
HCPCS Code: K0108 Part # OEMD. . . . . **\$750**
- R-Net LED Remote Joystick<sup>(3)</sup> Part # D51122. . . . . **STD**
- R-Net Color Remote Joystick with Monojacks<sup>(3)</sup>  
Part # D51165. . . . . **N/C**
- R-Net Expandable Controller<sup>(4)</sup> HCPCS Code: E2377  
Part # D51109. . . . . **\$615**
- R-Net Harness for Expandable Controller<sup>(4)</sup>  
HCPCS Code: E2313 Part # REH . . . . . **\$595**

1. Price of the powerbase includes: Active Ride Control suspension, tie-down hardware for 4-point strap system, 8 amp off-board charger, flat free inserts and positioning belt, Weight capacity is 300 lbs.
2. When selecting an increased speed motor package there is a reduction in torque output by roughly 15%.
3. Requires R-Net Controller and Harness. Light package is not available with this joystick.
4. Required for R-Net Remote Joysticks & Specialty Drive Controls.

**MULTIPLE POWER OPTIONS - K0861**

- ROVI A<sub>3</sub> 5.8 mph Quick Speed Motors <sup>(1)</sup>  
HCPCS Code: K0861 Part # 888WNLEA3-MPM. . . . . **\$7,595**
- Optional 6.2 mph High Speed Motors<sup>(2)</sup> . . . . . **\$950**  
with OnTraxx Enhanced Driving Module Part # HSM62
- OnTraxx Enhanced Driving Module  
HCPCS Code: K0108 Part # OEMD. . . . . **\$750**
- R-Net LED Remote Joystick<sup>(3)</sup> Part # D51122 . . . . . **STD**
- R-Net Color Remote Joystick with Monojacks<sup>(3)</sup>  
Part # D51165. . . . . **N/C**
- R-Net Expandable Controller<sup>(4)</sup> HCPCS Code: E2377  
Part # D51109. . . . . **\$615**
- R-Net Harness for Expandable Controller<sup>(4)</sup>  
HCPCS Code: E2313 Part # REH . . . . . **\$595**

1. Price of the powerbase includes: Active Ride Control suspension, tie-down hardware for 4-point strap system, 8 amp off-board charger, flat free inserts and positioning belt, Weight capacity is 300 lbs.
2. When selecting an increased speed motor package there is a reduction in torque output by roughly 15%.
3. Requires R-Net Controller and Harness.
4. Required for R-Net Remote Joysticks & Specialty Drive Controls.

**OPTIONAL R-NET JOYSTICKS**

- R-Net Color Remote Joystick with Monojacks for Lights<sup>(1)</sup> Part # D50982 . . . . . **\$650**
- R-Net Advanced Joystick<sup>(1)</sup> Part # D51711. . . . . **\$1295**  
3.5" high-resolution VGA color display IR Control as standard  
Includes Integrated Bluetooth module available.
- R-Net Omni Display for Specialty Drive Input<sup>(1)(2)</sup>  
Part # D50881 . . . . . **\$950**

1. Requires an R-Net Controller and Harness on Page 2
2. Specialty Items required must ship to Motion Concepts for install.
3. Light package not available with the joystick.

**R-NET ATTENDANT CONTROLLER**

- R-Net Attendant Control HCPCS Code: E2331  
Part # D50882 . . . . . **\$950**  
Specify Mounting Location:  
\_\_\_\_\_

**!** Please note that the HCPCS codes indicated on this order form are our interpretation of the new codes and how we believe our products should be coded. The individual DMERCs will determine if our interpretation is appropriate and whether or not items coded will be accepted or denied. Motion Concepts cannot guarantee that use of the designated codes will ensure coverage or payment. Contact the insurer to confirm compliance with coding and coverage policy



Dealer Name: \_\_\_\_\_

Dealer Account Number: \_\_\_\_\_

PO #: \_\_\_\_\_

Tag: \_\_\_\_\_

**SPECIALTY CONTROLS TO BE SENT TO MOTION CONCEPTS FOR INSTALL PLEASE SPECIFY**

Type: \_\_\_\_\_

**Specialty Control Mount:**  
 Right  Left Specify \_\_\_\_\_

**Display Mount:**  
 Right  Left Specify \_\_\_\_\_

**Mode Switch Mount:**  
 Right  Left Specify \_\_\_\_\_

**On/Off Mount:**  
 Right  Left Specify \_\_\_\_\_

**List Other:** \_\_\_\_\_  
 Specify Mounting Location: \_\_\_\_\_

**SYSTEMS MUST SELECT ONE SYSTEM**

NOTE: Systems Include Seat Pan, Back Pan, Standard Armrests and Front Rigging. They are designed for use with a 2" - 3" cushion.

- 407 Maxx Single Pivot (40°) Tilt with (7°) Anterior Tilt System** <sup>(1)</sup> HCPCS code E1002 Part # 407T . . . . . **\$6,995**
- 407 Maxx Single Pivot (40°) Tilt with (7°) Anterior Tilt and Recline (170°) with Extended Shear Reduction (ESR) System** <sup>(1)</sup> HCPCS code E1007 Part # 407TRE . . . . . **\$11,195**

1. Seat tilts posteriorly up to 40° and tilts anteriorly up to 7°.

**MODULES MUST SELECT SYSTEM-TO ADD MODULES**

- Recline Body Fit** (Minimum finished back widths of 16") . . . . . **\$995**  
(This option allows the seat back to be narrower than the seat pan. For example an 18" back pan width with a 20" seat width is accomplished by selecting "2" Narrower" option.)  
 **2" Narrower** Part # BFS2  **4" Narrower** Part # BFS4
- 30° Precline Module**<sup>(1)</sup> only available with Recline . . . . . **\$500**  
HCPCS code K0108 Part # PRM30
- 8° Precline Module**<sup>(1)</sup> only available with Recline . . . . . **N/C**  
HCPCS code K0108 Part # PRM8
- Single Post Angle Adjustable Fold Down Back**<sup>(2)(3)</sup> (Folds to 25° forward) . . . . . **\$750**  
 **Matrx Interface** Part # SPBMI  
(Select Matrx back from upgradeable section page 7)  
 **Contour Style Backrest Interface** Part # SPBCI  
(Select Contour back from upgradeable section page 7)

1. Total degrees of recline is 170° ie: if 30° degrees of precline is used, then 140° degrees of recline will be available  
 2. Single Post Back is an angle adjustable back between 73° and 109° in 6° increments from 17° forward to 19° back. The back folds down and is only available for 16"-20" seat widths & 21"-24" back height. A minimum 4" gap from bottom of back to seat pan is required.  
 3. This option is not available with an O2 holder or IV Pole.

**SPECIFICATIONS**

**Select Seat Width and Ultra Rail Width Adjustment**

- 16"  17"  18"  19"  20" (Adjustable from 16" - 20")  
 Part# SW116 SW117 SW118 SW119 SW120
- 19"  20"  21"  22" (Adjustable from 19" - 22")  
 Part# SW219 SW220 SW221 SW222

**Select Seat Depth and Ultra Rail Depth Adjustment**

- 16"  17"  18"  19"  20"  21" (Adjustable from 16" - 21")  
 Part# SD116 SD117 SD118 SD119 SD120 SD121
- 19"  20"  21"  22" (Adjustable from 19" - 23")  
 Part# SD219 SD220 SD221 SD222

**Small Adult Sizes:**

- Select Seat Width**<sup>(2)</sup>
- 14"<sup>(1)</sup>  15"<sup>(1)</sup> (Adjustable from 14" - 17")  
 Part# SW314 SW315

**Select Seat Depth**

- 14"<sup>(1)</sup>  15"<sup>(1)</sup>  16"  17"  18" (Adjustable from 14" - 18")  
 Part# SD314 SD315 SD316 SD317 SD318

1. Recline on Small Adult Seat Size may be limited to 165° of recline. If one of these widths/depths are selected, you can only select one of smaller depths/widths.  
 2. Other widths available, call Customer Service.

**LAP BELTS AND CHEST STRAPS**

- Chest Strap 5" W x 24" L**<sup>(1)</sup> Part # CS . . . . . **\$210**
- Padded Lap Belt 2 point**<sup>(1)</sup>  
HCPCS code E0978 Part # PLB2 . . . . . \$170
- Padded Lap Belt 4 point**<sup>(1)</sup>  
HCPCS code E0978 Part # PLB4 . . . . . \$215
- Push Button Style Seat Belt** . . . . . **STD**  
 Part #  48" BELT48  60" BELT60  71" BELT71

1. 67" length only option.

Dealer Name: \_\_\_\_\_

Dealer Account Number: \_\_\_\_\_

PO #: \_\_\_\_\_

Tag: \_\_\_\_\_

**CUSHION COVER REFERENCE GUIDE**


Cushion	Meshtex	Startex	Infection	Spacetex	Fusion	Onyx
Libra	N/A	STD	\$50	N/C	N/A	N/A
PS	N/A	STD - Reversible	STD - Reversible	N/A	N/A	N/A
PSP	N/A	STD - Reversible	STD - Reversible	N/A	N/A	N/A
Vi	STD	\$50	\$50	N/A	\$150	\$100

**MATRIX SEAT CUSHION OPTIONS**

- Matrx Libra Adjust Seat Cushion 14" w-20" w**  
HCPCS Code E2624 .....\$625
- Matrx Libra Adjust Seat Cushion 21" w**  
HCPCS Code E2624 .....\$665
- Matrx Libra Adjust Seat Cushion 22" w**  
HCPCS Code E2625 .....\$735
- Matrx Libra Seat Cushion 14" w-20" w**  
HCPCS Code E2624 .....\$485
- Matrx Libra Seat Cushion 21" w**  
HCPCS Code E2624 .....\$525
- Matrx Libra Seat Cushion 22" w**  
HCPCS Code E2625 .....\$595
- Matrx PS Seat Cushion 14" w - 20" w /Reversible Cover**  
HCPCS Code E2605 .....\$345
- Matrx PS Seat Cushion 21" w - 22" w**  
HCPCS Code E2606 Select  Smooth Cover  Fabric Cover . \$695
- Matrx PSP Seat Cushion 16" w - 20" w /Reversible Cover**  
HCPCS Code E2607 .....\$395
- Matrx Vi Seat Cushion 14" w - 20" w**  
HCPCS Code E2607 .....\$425
- Matrx Vi Seat Cushion 21" w - 22" w**  
HCPCS Code E2608 .....\$475
- "ON-CHAIR" Cushion Credit** Part # OCCC ..... (\$90)

**FABRIC OPTIONS FOR CUSHIONS**

- Spacetex Fabric Option for Libra Cushion Part # SFLF ..... N/C
- Infection Control Fabric Option for Libra Cushion  
Part # 10FL ..... \$50
- Onyx Fabric Upgrade for Matrx Vi Cushion Part # OCUMA... \$100
- Startex Fabric Upgrade for Matrx Vi Cushion
- Smooth Side up Part # SFVS ..... \$50
- Fabric Side up Part # SFVF ..... \$50

**MATRIX ELAN HEADREST PAD HCPCS code E0955**

- Matrx Elan Standard Pad** .....\$235  
Part #  6" Pad ESP6  10" Pad ESP10  14" Pad ESP14
- Matrx Elan Standard Pad with Infection Control** ...\$235  
Part #  6" Pad ESP6-IC  10" Pad ESP10-IC  14" Pad ESP14-IC
- Matrx Elan Occipital Pad** .....\$235  
Part #  9" Pad EOP9  12" Pad EOP12
- Matrx Elan Occipital Pad with Infection Control** ...\$235  
Part #  9" Pad EOP9-IC  12" Pad EOP12-IC
- Matrx Elan 4-Point Pad (11"W x 10"H")** .....\$325  
Part #  Standard Cover E4P0INT  Infection Control E4P0INT-IC

**MOTION CONCEPTS HEADREST PAD HCPCS code E0955**

- Motion Concepts Standard** Part # MCSH .....\$295
- Motion Concepts Auto Style<sup>(1)</sup>** Part # MCOH.....\$350

1. Comes STD with Fixed Mounting hardware; for use on Matrx PB or Elite Backs you must select removable hardware upgrade on P6

**HEADREST MOUNTING HARDWARE OPTIONS**

- Fixed Mounting (non-removable)<sup>(1)</sup>** Part # FM ..... N/C
- Elan Headrest Hardware - Multi-Axis Removable**  
HCPCS code E1028 Part # MEHW .....\$220
- Motion Concepts Multi - Axis Removable Mounting**  
HCPCS code E1028 Part # MAHU .....\$195
- OMIT: Headrest** Part # OHR ..... N/C

1. Unless selecting a "Removable" hwr option, this Headrest will come standard w/ Fixed Straight Mounting Hardware (non-removable)

Dealer Name: \_\_\_\_\_

Dealer Account Number: \_\_\_\_\_

PO #: \_\_\_\_\_

Tag: \_\_\_\_\_

**FINISHED BACK HEIGHTS<sup>(1)</sup>**

**Finished Back heights for Tilt Only Systems<sup>(2)</sup>**

18"  19"  20"  21"  22"  23"  24"  25"

Part # FBT18 FBT19 FBT20 FBT21 FBT22 FBT23 FBT24 FBT25

**Finished Back heights for Tilt/Recline Systems<sup>(3)</sup>**

20"  21"  22"  23"  24"  25"  26"  27"

Part # FBR20 FBR21 FBR22 FBR23 FBR24 FBR25 FBR26 FBR27

1. Comes with standard cane height.
2. 4" gap is recommended for Tilt systems to allow for the seat cushion.
3. 6" gap is recommended for systems with Recline/ESR.

**TILT ONLY BACK CANE SPECIFICATIONS**

**Standard Tilt Back Canes**

Measured from Seat pan to top of back cane

18"  20"  22"  24" ..... N/C

Part # SBC18 SBC20 SBC22 SBC24

Select Cane Angle  75°  79°  85°  90°  95°  101°  106°  112°  116°

Part # BA75 BA79 BA85 BA90 BA95 BA101 BA106 BA112 BA116

**Angled (5°) Tilt Back Canes**  20"  22"  24" ..... N/C

Part # ABC20 ABC22 ABC24

Select Cane Angle  81°  84°  91°  96°  101°  106°  111°  117°  121°

Part # BA81 BA84 BA91 BA96 BA101 BA106 BA111 BA117 BA121

**Endomorph Back Canes<sup>(1)(2)</sup>**  22" Part # EBC22  24" Part # EBC24

Select:  1"  2"  4" **Narrower** ..... \$250

Part # EBCN1 EBCN2 EBCN4

**10° Mid- Angle Tilt Back Canes<sup>(1)(2)</sup>** ..... \$250

18"  20"  22"  24"

Part # TBC18 TBC20 TBC22 TBC24

1. Comes standard with Cantilever Armrests Cane mounted.
2. Quick Height Adjustment on Backrest not available.

**BACK OPTIONS**

**Standard Rehab Back and Back cushion** Part # SRB  
Finished height from 18" to 27" ..... N/C

Additional Super Soft/HR Foam<sup>(1)</sup> Part # SS ..... \$100

**Matrx Fabric Upcharge** Part # MFU ..... \$100

**Planar interface plate<sup>(2)(3)</sup>**

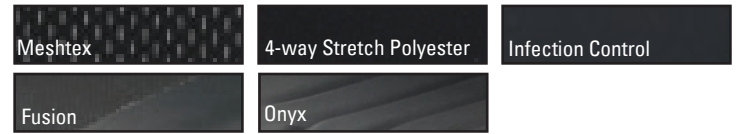
Select one:  Flat Part # PIPF  Recessed Flat Part # PIPR ..... \$125

**OMIT: Rigid Back Pan & Cushion<sup>(4)</sup>** Part # ORBC ..... (\$75)

**OMIT: Back Cushion Only** Part # OBC ..... (\$25)

1. Additional foam added may impact seat depth.
2. Included with all Recline Systems when no back is selected. May also be used as an interface for after market backs.
3. Not available on 407 tilt only, for use with recline module.
4. Not available with Recline/ESR.

**BACK COVER REFERENCE GUIDE**



Back	Meshtex	Polyester	Infection	Fusion	Onyx
Contour	N/A	STD	N/A	N/A	\$100
High	STD	N/A	N/A	\$100	\$100
Elite/ Elite HD/Elite Deep	STD	N/A	\$100	N/A	N/A
Elite TR/ Elite TR HD	STD	N/A	\$100	N/A	N/A
PB/PB HD/PB Deep/PB HD Deep	STD	N/A	\$100	N/A	N/A

**UPGRADABLE BACK OPTIONS**

**Contour Back 15" wide** HCPCS Code E2613 ..... \$495  
Specify actual back height dimension:  12"  15"  17"

**Contour Back 16"-20" wide** HCPCS Code E2613 ..... \$495  
Specify actual back height dimension:  12"  15"  17"  21"

**Contour Back 21"-22" wide** HCPCS Code E2613 /E2614 .. \$595  
Specify actual back height dimension:  15"  17"  21"

**High Back 16"-22" wide** HCPCS Code E2620 ..... \$595  
Specify actual back height dimension:  16"  18"  20"

**Matrx Elite Back 14"-20" wide (3" Contour)** ..... \$625  
HCPCS Code E2620 Specify actual back height dimension:  
 14"  16"  18"  20"

**Matrx Elite HD Back 21"-22" wide (3" Contour)** .. \$795  
HCPCS Code E2620 for 21" w E2621 for 22" w  
Actual back height dimension:  16"  20"

**Matrx Elite TR Back 15"-20" wide (3" Contour)**  
HCPCS Code E2620 Specify actual back height dimension: ..... \$650  
 14"  16"  18"  20"

**Matrx Elite TR HD Back 21"-22" wide (3" Contour)**  
Specify actual back height dimension: ..... \$845  
 20"

**Matrx Elite Deep Back 14"-20" wide (6" Contour)** . \$760  
HCPCS Code E2620 Specify actual back height dimension:  
 14"  16"  18"  20"

**Matrx Elite Deep HD Back 21"-22" wide (6" Contour)** \$930  
(For Systems 20"-22" wide and over 300lbs)  
HCPCS Code E2620 (Sizes up to 21" W)/E2621 (Sizes 22" W and greater)  
Specify actual back height dimension:  
 16"  18"  20"

Dealer Name: \_\_\_\_\_

Dealer Account Number: \_\_\_\_\_

PO #: \_\_\_\_\_

Tag: \_\_\_\_\_

**UPGRADABLE BACK OPTIONS - CONTINUED**

- Matrx PB Back 14"-20" wide** (5" Contour) . . . . .**\$625**  
HCPCS Code E2620  
 Specify actual back height dimension:  12"  16"  20"
- Matrx PB HD Back 21"-22" wide<sup>(1)</sup>** (5" Contour) . . . . .**\$835**  
(For Systems 20"-22" wide and over 300lbs)  
HCPCS Code E2615 for 20" w E2616 for 22" w  
 Specify actual back height dimension:  16"  20"
- Matrx PB Deep Back 14"-20" wide** (7" Contour) . . . . .**\$645**  
HCPCS Code E2615  
 Specify actual back height dimension:  12"  16"  20"
- Matrx PB HD Deep Back 21"-22" wide<sup>(1)</sup>** (7" Contour) . . . . .**\$935**  
(For Systems 20"-22" wide and over 300lbs)  
HCPCS Code E2615 for 20" w E2616 for 22" w  
 Specify actual back height dimension:  16"  20"
- "ON-CHAIR" Matrx Back Credit Part # 0CBC . . . . . (\$125)

1. The Heavy Duty PB Back and PB Deep Back are not available on Recline systems with seat widths of 21" and 22".

**OTHER UPGRADABLE BACK OPTIONS**

- Super Soft Foam for Elite Back Upgrade Part # EBSS . . . . .**\$100**
- Onyx Fabric Upgrade for High Backs Part # 0CUHB . . . . .**\$100**
- Onyx Fabric Upgrade for Contour Backs Part # 0CUCB . . . . .**\$100**
- Infection Control Cover for Elite/PB Backs Part ## WSCU . . . . .**\$100**  
(purchased with back)
- Infection Control Cover for Elite/PB Backs Part ## WSC . . . . .**\$150**  
(purchased without back)
- Chest Harness Interface Kit for Elite Back <sup>(1)(2)</sup> Part # CHIEB . . . . .**\$45**
- Chest Harness Interface Kit for PB Back <sup>(1)(2)</sup> Part # CHIPB . . . . .**\$45**

1. Does not include the chest strap.  
 2. This Interface Kit is only Required for 4 point harnesses.

**TILT ARMRESTS**

**Adult Dual Post Adjustable Height With Quick Height Adjustment Lever**(pair) . . . . . **STD**

Select Size:  (9"-13")  (12.75"-15.75")  (15.75"-18.75")  
 Part # DP1 DP2 DP3

Select:  Flat pouch  Glove Boxes  
 Part # FP GB

**Add: OutBack Arm Option<sup>(1)</sup>** (each) **Specify:**

Select: Right  Part # OAR Left  Part # OAL . . . . . **\$195**  
 (Allows outward rotation while flipping back armrest)

**Ultra Rail Mounted Flip Back Cantilever Maxx Tilt Arm<sup>(2)(3)</sup>** (9"-12") (pair) Part # RMCAN . . . . . **\$250**

Add Dual Post Module (pair) Part # DPM . . . . . **\$250**

**Cantilever Arms for Endomorph Back Canes**  
 (see page 6)(pair) Part # CAFEBC . . . . . **STD**

1. Only available with Dual Post and Recline Adjustable Armrests.  
 2. Mounts to Seat Rail. Slotted upper tube for infinite fore/aft adjustment of arm pad.  
 3. Not available with Small Adult Sizes.

**RECLINE ARMRESTS**

**Reclining Adjustable Height**  (9"-13")  (13"-16") . . . . . **STD**  
 Part # RC1 RC2

**Add: OutBack Arm Option<sup>(1)</sup>** (each) **Specify:**

Select: Right  Part # OAR Left  Part # OAL . . . . . **\$195**  
 (Allows outward rotation while flipping back armrest)

**Maxx Style Cane Mounted Height & Width & Angle Adjustable Cantilever Flip Back Armrest for Recline<sup>(2)</sup> Systems** (pair) . . . . . **\$250**

Select Straight Arm Configuration - range  (9.5"-13") Part # MCAN1  
 Select Curved Arm Configuration - range  (12.5"-16") Part # MCAN2

**Outback Cantilever Recline Armrest<sup>(2)</sup>**(pair) . . . . . **\$350**

Select Range:  (9"-12")  (12"-15")  
 Part # OCRA1 OCRA2

**Cane Mounted Height & Angle Adjustable Cantilever Flip Back Armrest with/Quick Lock Mechanism<sup>(2)</sup> for Recline Systems** (pair) . . . . . **\$350**

Select Range:  (9.5"-12")  (10"-13")  (13"-16")  
 Part # CANQ1 CANQ2 CANQ3

1. Only available with Dual Post and Recline Adjustable Armrests.  
 2. Not available with small adult seat sizes.

**ARMREST TUBE LENGTH**

- LEFT Armrest Tube** Select:  Full Part # ATFL  
 Desk Part # ATDL
- RIGHT Armrest Tube** Select:  Full Part # ATRF  
 Desk Part # ATDR

**ARM PADS**

**Modular Arm Pads<sup>(1)</sup> (each) . . . . . \$32**

- Left**  Full(14") Part # MAPTFL  Desk(10") Part # MAPTDL

Must select Pad Insert:

- Iskin - Integrated soft skin foam** Part # ISSFL  
 **Startex Covered Visco foam** Part # SCVFL

- Right**  Full(14") Part # MAPTRF  Desk(10") Part # MAPTRD

Must select Pad Insert:

- Iskin - Integrated soft skin foam** Part # ISSFR  
 **Startex Covered Visco foam** Part # SCVFR

**Standard Pads<sup>(2)</sup> (each) . . . . . STD**

- Left**  Full(14") Part # SAPFL  Desk(10") Part # SAPDL  
**Right**  Full(14") Part # SAPFR  Desk(10") Part # SAPDR

**Waterfall Arm Pads<sup>(2)</sup> (each) . . . . . \$18**

- Left**  Full(14") Part # WAPFL  Desk(10") Part # WAPDL  
**Right**  Full(14") Part # WAPFR  Desk(10") Part # WAPDR

**Flat Multi Position Pads (each) . . . . . \$28**

- Left**  Full(14") Part # MPAFL  Desk(10") Part # MPADL  
**Right**  Full(14") Part # MPAFR  Desk(10") Part # MPADR

**Gel Pads (each)**

**Narrow (2"x12") . . . . . \$75**

- Left** Part # GAPNL  **Right** Part # GAPNR

**Wide (3.5"x12") . . . . . \$75**

- Left** Part # GAPWL  **Right** Part # GAPWR

**Long (3.5"x14") . . . . . \$90**

- Left** Part # GAPLL  **Right** Part # GAPLR

**Ergonomic Arm Trough (4.5"x13")**

- Left**  Part # EATL HCPCS Code E2209 . . . . . \$85  
**Right**  Part # EATR HCPCS Code E2209 . . . . . \$85

**Flat Hand Pad (4.5" x 5") - Compatible Only w/Ergonomic Arm Trough**

- Left**  Part # FHPL HCPCS Code K0108 . . . . . \$55  
**Right**  Part # FHPR HCPCS Code K0108 . . . . . \$55

**Arm Pad Storage/Cup Holder<sup>(3)</sup>**

- Left**  Part # APSL . . . . . \$295  
**Right**  Part # APSR . . . . . \$295

**OMIT: Armpads<sup>(4)</sup> (7/8" diameter tube) Part # OAP. . . . . (\$25)**

1. Requires interchangeable pad insert.  
 2. Full length pad not compatible with the desk length armrest tube.  
 3. Only available on Non-Joystick side. Not available on Outback Cantilever Recline Armrests.  
 4. Must specify the Arm Tube lengths.

**ARMPAD ACCESSORIES**

**Elbow Block LEFT<sup>(1)</sup> . . . . . \$195**

Select Pad Size and Extensions:

- XS(3.25"x4.25") Part # EBXL  S(3.5"x5.25") Part # EBSL  
 M(3.75"x5.75") Part # EBML  L(4.25"x6.5") Part # EBLL

- Vertical Extension:  S(3") Part # V3  L(5") Part # V5  
 Horizontal Extension:  S(5") Part # H5  L(7") Part # H7

**Elbow Block RIGHT<sup>(1)</sup> . . . . . \$195**

Select Pad Size and Extensions:

- XS(3.25"x4.25") Part # EBXR  S(3.5"x5.25") Part # EBSR  
 M(3.75"x5.75") Part # EBMR  L(4.25"x6.5") Part # EBLR

- Vertical Extension:  S(3") Part # V3  L(5") Part # V5  
 Horizontal Extension:  S(5") Part # H5  L(7") Part # H7

**Multi Axis Upper Extremity Support<sup>(2)</sup> (each) \$225**

With Quick Adjustment Lever

- Left Part # MACESL  Right Part # MACESR

**1" Offset Armrest Spacer (each) . . . . . \$125**

(Allows seat width to increase by 2" with Dual Post or Recline Arms)

- Left Part # OAS2L  Right Part # OAS2R

**1/2" Offset Armrest Spacer (each) . . . . . \$125**

(Allows seat width to increase by 1" with Dual Post or Recline Arms)

- Left Part # OAS1L  Right Part # OAS1R

**Multi Purpose Arm Pad Adapter Block<sup>(3)</sup> (each)**

Quantity (\_\_\_) Part # MPAPA . . . . . \$35

1. Prevents arm from slipping.  
 2. Allows rotation of the armpad, only compatible with Gel pad, Flat pad or Ergonomic Arm Troughs.  
 3. Not available with Standard Pads or Waterfall Pads.

**MAXX LATERALS PADS <sup>(1)</sup>**

**Fixed Mounted Lateral Trunk Support LEFT. . . . . \$100**

HCPCS code E0956

Select Pad Size:

- XS(3.25"x4.25") Part # LATXL  S(3.5"x5.25") Part # LATSL  
 M(3.75"x5.75") Part # LATML  L(4.25"x6.5") Part # LATLL

**Fixed Mounted Lateral Trunk Support RIGHT . . . . . \$100**

HCPCS code E0956

Select Pad Size:

- XS(3.25"x4.25") Part # LATXR  S(3.5"x5.25") Part # LATSR  
 M(3.75"x5.75") Part # LATMR  L(4.25"x6.5") Part # LATLR

1. These laterals are not available with Matrix PB, PB Elite Deep and PB Deep acks.  
 2. The amount of offset available may be impacted by back thickness.  
**SELECT MAXX SWING-AWAY HARDWARE(NEXT) TO CONVERT ABOVE SUPPORTS:**



**MAXX SWING-AWAY HARDWARE<sup>(1)</sup>**

**Maxx Style Swing-away Multi-Adjustable Mounting Hardware LEFT** HCPCS code E1028 Part # SALATL . . . . . \$195  
(Standard with 1" telescoping link gives 0-2.75" medial offset<sup>(2)</sup>)

**Maxx Style Swing-away Multi-Adjustable Mounting Hardware RIGHT** HCPCS code E1028 Part # SALATR . . . . . \$195  
(Standard with 1" telescoping link gives 0-2.75" medial offset<sup>(2)</sup>)

**Additional Telescoping Link(ea) Quantity ( ) . . . . . \$75**

(Adding an additional 1" telescoping link gives up to 5.5" medial offset<sup>(2)</sup>)

LEFT Part # ATLL  RIGHT Part # ATLR

1. These laterals are not available with Matrix PB, PB Elite Deep, PB Deep Backs and PB HD and HD Deep.  
2. The amount of offset available may be impacted by back thickness.

**MATRIX FIXED LATERALS - FOR ELITE AND ELITE TR BACKS**

**Matrix Standard Fixed LEFT** HCPCS code E0956. . . . . \$100

Select pad:  **Standard (7.5" x 5")** Part # PBLSL  
 **Small (5.5" x 3")** Part # PBSSL

**Matrix Standard Fixed RIGHT** HCPCS code E0956 . . . . . \$100

Select pad:  **Standard (7.5" x 5")** Part # PBLSR  
 **Small (5.5" x 3")** Part # PBSSR

**Matrix Offset Fixed LEFT** HCPCS code E0956 Part # PBOLL . \$110

**Matrix Offset Fixed RIGHT** HCPCS code E0956 Part # PBOLR \$110

**MATRIX SWING AWAY LATERALS - FOR ELITE AND ELITE TR BACKS**

**Matrix Lateral Trunk Support LEFT pad (each)** . . . . . \$100

HCPCS code E0956

Select Pad Size:

XS(3.25"x4.25") Part # EPADXL  S(3.5"x5.25") Part # EPADSL  
 M(3.75"x5.75") Part # EPADML  L(4.25"x6.5") Part # EPADLL

**Matrix Lateral Trunk Support RIGHT pad (each)** . . . . \$100

HCPCS code E0956

Select Pad Size:

XS(3.25"x4.25") Part # EPADXR  S(3.5"x5.25") Part # EPADSR  
 M(3.75"x5.75") Part # EPADMR  L(4.25"x6.5") Part # EPADLR

**SELECT SWING AWAY HARDWARE TO CONVERT ABOVE:**

**Matrix Elite Back Swing Away Hardware**

LEFT HCPCS code E1028 Part # SAHEBL . . . . . \$195  
 RIGHT HCPCS code E1028 Part # SAHEBR . . . . . \$195

**Matrix Offset Elite Swing Away Hardware**

LEFT HCPCS code E1028 Part # OSAHL . . . . . \$195  
 RIGHT HCPCS code E1028 Part # OSAHR . . . . . \$195

**FIXED HIP/KNEE SUPPORTS<sup>(1)</sup>**

**Lateral Hip Support Pad with Fixed Mounting LEFT . \$120**

HCPCS code E0956

**Mounted at HIP Pad Size:**

XS(5.5"W x 4"H) Part # HSPXLH  S(7"W x 6"H) Part # HSPSLH  
 M(9"W x 4"H) Part # HSPMLH  L(13"W x 4"H) Part # HSPLLH

**Mounted at KNEE Pad Size:**

XS(5.5"W x 4"H) Part # HSPXLK  S(7"W x 6"H) Part # HSPSLK  
 M(9"W x 4"H) Part # HSPMLK  L(13"W x 4"H) Part # HSPLLK

**Lateral Hip Support Pad with Fixed Mounting RIGHT. . \$120**

HCPCS code E0956

**Mounted at HIP Pad Size:**

XS(5.5"W x 4"H) Part # HSPXRH  S(7"W x 6"H) Part # HSPSRH  
 M(9"W x 4"H) Part # HSPMRH  L(13"W x 4"H) Part # HSPLRH

**Mounted at KNEE Pad Size:**

XS(5.5"W x 4"H) Part # HSPXRK  S(7"W x 6"H) Part # HSPSRK  
 M(9"W x 4"H) Part # HSPMRK  L(13"W x 4"H) Part # HSPLRK

1. Hip/Knee supports will not work when using a 17" seat to floor height.

**REMOVABLE & SWING AWAY HARDWARE UPGRADE**

**HARDWARE TO CONVERT ABOVE HIP SUPPORT TO UPGRADE TO REMOVEABLE/SWINGAWAY HIP OR KNEE SUPPORTS**

**Lift Off Removable Hardware for Hip Support**

(Hip position only) HCPCS code E1028

LEFT Part # LOHL . . . . . \$195  
 RIGHT Part # LOHR . . . . . \$195

**Swing Away Removable Hardware for Hip Supports**

HCPCS code E1028

LEFT Mounted at Hip Part # SHSHLH . . . . . \$215  
 RIGHT Mounted at Hip Part # SHSHRH . . . . . \$215  
 LEFT Mounted at Knee Part # SHSHLK . . . . . \$215  
 RIGHT Mounted at Knee Part # SHSHRK . . . . . \$215

**Maxx Style Quick Release, Removable, Multi-Axis**

**Mounting Hardware for Hip Supports** HCPCS code E1028

LEFT Mounted at Hip Part # MHSHLH . . . . . \$215  
 RIGHT Mounted at Hip Part # MHSHRH . . . . . \$215  
 LEFT Mounted at Knee Part # MHSHLK . . . . . \$215  
 RIGHT Mounted at Knee Part # MHSHRK . . . . . \$215

**Extended Maxx Style Quick Release, Removable, Multi-Axis**

**Mounting Hardware for Hip Supports<sup>(1)</sup>** HCPCS code E1028

LEFT Mounted at Hip Part # EMQHLH . . . . . \$215  
 RIGHT Mounted at Hip Part # EMQHRH . . . . . \$215  
 LEFT Mounted at Knee Part # EMQHLLK . . . . . \$215  
 RIGHT Mounted at Knee Part # EMQHRK . . . . . \$215

1. Recommended when finished seat cushion thickness will be greater than 3.5" high.  
2. Hip/Knee supports will not work when using a 17" seat to floor height.

**STANDARD FRONT RIGGING**

**Fixed Center Mount Foot Platform\*** Part # FCMP ..... N/C

Comes with Rubber Coated Footplate Part #IFP

Set at  70° (2)  90°  
Part # SA70 SA90

Seat pan to footplate:  9"-13" Part # SPTF1

Seat pan to footplate:  13"-15" Part # SPTF17

\* This option is available ONLY when the following dimensions apply.

*STF	17"	18"	19"
*Max. KTH	13"	14"	15"

If Knee-to-heel (KTH) measures longer than the above chart you MUST order **Maxx Style Fixed Center Mount Foot Platform with Retracting Footplate below.**

**Maxx Style Fixed Center Mount Foot Platform<sup>(1)</sup> with Retracting Footplate<sup>(1)</sup>** Part # MSFCMFPR ..... **\$395**

Comes standard with a Retracting Rubber Coated Footplate Part # RFP

Comes standard with individual calf pads Part # ICP

Set at  70°(2)  90°  
Part # SA70 SA90

Seat pan to footplate:

13"-17" Part # SPTF2

- 1. 2.5" ground clearance required.
- 2. This setting may impede the forward transfer feature of the system.

**POWER CENTER MOUNT FOOT PLATFORM OPTIONS**

MUST BE COMPLETED	Measurement in Inches
Knee to Heel:	
Cushion Thickness: (Subtract)	
Cushion Compression: (Add)	
Seat Pan to Footplate: (Total)	

**LNx Power Center Mount Foot Platform with Retracting Footplate<sup>(1)(2)</sup>**

Part # LNXF ..... **\$2,995**  
HCPCS code E1012 13"-17" unlimited adjustability ..... N/C

Comes standard with a Retracting Rubber Coated Footplate Part # RFP

Comes standard with individual calf pads Part # ICP

Add:  **One Piece Calf Panel** Part # OPCP ..... **\$250**

- 1. There is 8" of anti-shear extension.
- 2. 2 1/2" of ground clearance required.

**FOOT PLATFORM OPTIONS FOR MAXX/LNX CMFP**



**Small Flip-up Foot Platform<sup>(1)</sup>** ..... **\$180**  
(12"W x 8.5"D) Part # SFFP .....



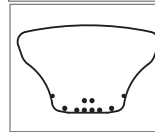
**Medium Flip-up Foot Platform<sup>(1)</sup>** ..... **\$180**  
(12"W x 10.75"D) Part # MFFP



**Large Flip-up Foot Platform<sup>(1)</sup>** ..... **\$250**  
(14.5"W x 13"D) Part # LFFP



**Extra Large Flip-up Foot Platform<sup>(1)</sup>** ..... **\$250**  
(17"W x 13"D) Part # XLFFP



**Extra, Extra Large Flip-up Foot Platform<sup>(1)</sup>** ..... **\$250**  
(21"W x 13"D) Part # XXLFFP

1. May cause interference with certain bases and seat widths call to confirm configuration.

Dealer Name: \_\_\_\_\_

Dealer Account Number: \_\_\_\_\_

PO #: \_\_\_\_\_

Tag: \_\_\_\_\_

**ELECTRONICS SWITCH MOUNTING**

Select:  Left  Right  Do Not Mount  Specialty Controls  
 Part # ESML ESMR ESMD ESMS

For your ASL Drive Systems needs please refer to the ASL Electronics Price List and Order form for Rovi with RNET Electronics

**SINGLE-FUNCTION ELECTRONICS**

**Single/Dual Function Through Switch/Toggle<sup>(1)</sup>**  
 Part # SFCB ..... **STD**  
 Please Select One:  Single Push Button Part # SPBS0  
 Single Toggle Part # ST0  
 Dual Push Button Part # DPB0  
 Omit Switch Part # OS0

**Single/Dual Function Drive Control<sup>(1)(2)</sup>** Part # SFCBA **\$1,795**  
 HCPCS code E2310  
 Through Joystick Part # JOY  
 Through Specialty Control Part # SC  
 Additional Switch:  Single Push Button Part # SPBSA ..... **\$97**  
 Single Toggle Part # STA  
 Dual Push Button Part # DPBA

1. These electronics include drive lock-out and tilt limit.  
 2. Comes with an attendant control for programming.

**MULTI-FUNCTION ELECTRONICS**

**Multi Function Through Switches/Toggles<sup>(1)</sup>**  
 Part # MFCBS ..... **\$1,145**  
 Select:  Quad Push Button Part # QPBO  
 Four-Way Toggle Part # FWTO  
 8-Way Rocker<sup>(2)</sup> Part # EWRO

**Multi Function Through Drive Control<sup>(1)</sup>** Part # MFCBD **\$2,995**  
 HCPCS code E2311  
 Through Joystick Part # JOY  
 Through Specialty Control\* Part # SC

Additional Switch:  Quad Push Button Part # QPB ..... **\$97**  
 Four-Way Toggle Part # FWT ..... **\$97**  
 8-Way Rocker<sup>(2)</sup> Part # EWR ..... **\$150**

1. These electronics include attendant control, drive lock-out, tilt/recline limit and actuator speed control.  
 2. Dual function is not available with 8-Way Rocker.

**ELECTRONICS OPTIONS**

**M616 Converter<sup>1)</sup>** HCPCS code E2399 Part # M616S ..... **\$125**  
 (Allows for multiple switch options with phono plug connection)  
 **Feather Touch Switch - Single function** ..... **\$295**  
 Dime Size Part # FTSD  Quarter Size Part # FTSQ  
 **Feather Touch Switch - Multi function** ..... **\$295**  
 Dual Dime Size Part # FTMD  Quad Dime Size Part # FTMQ  
 **Stealth Egg Switch - Single function** ..... **\$77**  
 Green Part # SESG  Black Part # SESB  
 **Power Shut Off Switch -Toggle Switch Only<sup>(1)</sup>**  
 Part # PSOS HCPCS code E2399 ..... **\$175**  
 **Lazarus Jump Starter<sup>(1)</sup>** Part # LJS ..... **\$150**  
 HCPCS code A9270  
 **Accessory Port Power Supply<sup>(1)</sup>** (3 amp capacity) Part # APPS **\$195**  
 **12 Piece Switch Mounting Hardware Kit** Part # TPSMH. **\$.39**  
 (additional kits)

1. Not available with the Single/Dual Function through switch /toggle Electronics.



Dealer Name: \_\_\_\_\_

Dealer Account Number: \_\_\_\_\_

PO #: \_\_\_\_\_

Tag: \_\_\_\_\_

**CUSTOM FENDER DESIGN BY BOB RICE**

Custom Fender Design by Bob Rice . . . . . \$500

Standard Fender Configuration Part # Below . . . . . N/C

Fenders w/Lights Configuration Part # Below + "L" . . . \$1195



Flames  
Part # CFF



Personalized  
Part # CFP



Camouflage  
Part # CFC



Silver Concrete  
Part # CFSC



U.S. Navy  
Part # CFUSN



U.S. Coast Guard  
Part # CFUSCG



U.S. Air Force  
Part # CFUSAF



U.S. Marines  
Part # CFUSAM



U.S. Army  
Part # CFUSAA

**DESIGN DESCRIPTION**

(PLEASE USE IF YOU SELECTED PERSONALIZED OPTION)

Large empty box for design description.

**DEALER SIGN OFF**

*This concept is agreed to and accepted by:*

Dealer Name: \_\_\_\_\_

PO #: \_\_\_\_\_

Approved with no changes

Approved with changes

Review again

Date: \_\_\_\_\_

Signature: \_\_\_\_\_

**CUSTOM DIPPED DESIGN OPTIONS**

Please select Fender option first, if battery doors are to match the fenders. If not make the design selection below.

**Dipped Fender Designs**

- Standard Fender Configuration**  
Part # CDF + Code..... **\$395**
- Fenders w/Lights Configuration**  
Part # CDFL + Code..... **\$1,590**
- Front Battery Door** Part # FBD + Code..... **\$395**
- Rear Battery Door** Part # RBD + Code..... **\$395**
- Front/Rear Battery Doors**  
Combo Credit Part # FRBDC..... **(\$40)**
- Fenders & Front/Rear Battery Doors**  
Combo Credit Part # FFRBDC..... **(\$85)**



**CUSTOM DIPPED DESIGN OPTIONS**



- U.S. Flag**  
Code # 1
- Camouflage**  
Code # 2
- Electric Circuit**  
Code # 3
- Flames**  
Code # 4
- 80's Green Rock**  
Code # 5
- 80's Black Rock**  
Code # 6
- Pink Camo**  
Code # 7
- Flower Power**  
Code # 8
- Graffiti**  
Code # 9
- Animal Paw Print**  
Code # 10